

How To Register for the TEAS® Assessment

You can now register for the TEAS® Assessment through our Online Store. How you access the Online Store depends on whether or not you currently have an ATI Student account.

- [Create a New Account to Register for the TEAS® Assessment](#)
- [Use a Current Account to Register for the TEAS® Assessment](#)
- [Enter the Assessment ID](#)

Create a New Account to Register for the TEAS® Assessment

If you are not a current user on www.atitesting.com you must create a new account to access the student portal or make a purchase at ATI's online store. Follow the steps below to create a new account.

1. From the atitesting.com home page, click one of the following **Create an Account** buttons:

- In the *Secure Sign On* pane located below the *Password* field
- In the top menu bar to the right of the *Search* box.

The screenshot shows the ATI website home page. At the top, there is a search bar and a navigation menu with links for "Create an Account", "Online Store", and "Contact Us". The "Create an Account" link is highlighted with a red box and a mouse cursor. Below the navigation bar is a banner image of a nurse with a stethoscope, accompanied by the text: "Since we've been using ATI, retention rates are up and attrition rates are down. Director, small PN program located in the Southeast". Below the banner is a navigation bar with links for "About ATI", "ATI Product Solutions", "ATI Resources", and "Secure Sign On". The "Secure Sign On" link is also highlighted with a red box and a mouse cursor. Below the navigation bar are three main content areas: "High Performance Tools Educators Need To Succeed", "Our Customer Service Is Better Than Customer Service", and "Important!". The "Important!" section contains a warning about Silverlight software. The "Secure Sign On" pane is visible on the right side of the page, showing fields for "Username" and "Password", a "GO" button, and a "Create an account" link highlighted with a red box and a mouse cursor.

The following Registration screen displays:

Welcome Again!
This is a secure page, and transfer of the information to ATI is encrypted for your protection. Complete student/employee data are needed to provide accurate reporting information for schools and employers.
Items in **blue** are required.
For your added security, please upgrade your profile information before continuing:
• Enter three (3) **security questions** for retrieving your password
• Enter the **Student/Employee ID** your institution has given you

Personal Information
First Name:
Middle initial:
Last Name:
User Name:
* Username may contain a-z, 0-9, dots(.), underscores and @.
Email:
Confirm email:
* Your email address is required to retrieve a forgotten username/password via email.
Enter new password:
Confirm new password:
* Maximum password length is 16 characters.

Password Retrieval
Specify three security questions that you must answer if you forget your password.
Security question 1:
Please Select
Your answer:
Security question 2:
Please Select
Your answer:
Security question 3:
Please Select
Your answer:

Home
Country: USA
Address 1:
Address 2:
Address 3:
City:
State/Province, Zip/Postal Code: Please Select
Phone:

Demographics
Gender: Select Gender
Primary language: Please Select
Race:
 Other
 Caucasian/White
 African American/Black
 Native American
 Hispanic
 Asian
Birth date:

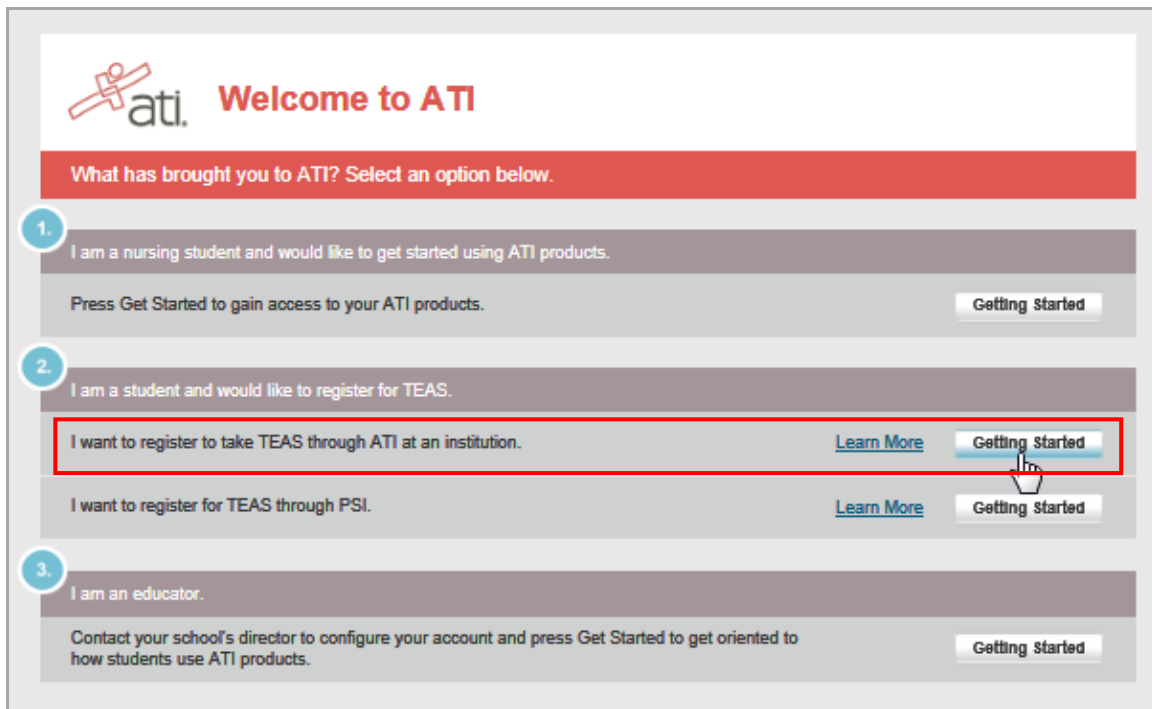
Institution
Institution:
Select Institution...
Student/Employee ID:
Credentials:
For example, PhD, RN, BSN, MSN, MS, NP, AACE
Non-degree seeking:
Expected Graduation Month / Day / Year:
* Required unless "Non-degree seeking" above is checked.

Subscriptions, Updates & Notes
ATI does not share personal information with any third party without your permission. By creating an Account on the ATI website, you are giving ATI permission to allow the Institution that has arranged for the use of ATI products the ability to view scores affiliated with that Institution and the ability to look up students usernames and passwords in the event that a student forgets. We will share info with you regarding your account, as well as ATI Nursing-specific products and services, events and updates. If you do not wish to receive any of the above correspondence from us, including info regarding your account, you may opt out by deselecting the box below. For more details, please read ATI's [Privacy Policy](#)
Would you like to receive communications from ATI, its affiliates or partners regarding sweepstakes, discounts and other offers, market research, and relevant product updates?
 Yes, I consent to ATI using and sharing my information so that I can receive such communication described above.

Terms and Conditions
ASSESSMENT TECHNOLOGIES INSTITUTE, LLC
TERMS AND CONDITIONS
THE TERMS AND CONDITIONS SET OUT BELOW ARE A LEGAL AGREEMENT
 Yes, I Agree. I have read, understand and agree to be bound by all of the above ATI Terms and Conditions.

Cancel Register

2. Enter your information into the fields in the form. Fields in **blue** are required.
3. Read the information under Subscriptions, Updates, & Notes.
4. Determine if you want to allow ATI to use your information and send you account information as described.
 - Select the *Yes, I consent* checkbox to allow ATI to use your information.
 - Clear the *Yes, I consent* checkbox to prevent ATI from using your information.
5. Click the ATI **Privacy Policy** link to review the Privacy Policy. When you are finished, close the window to return to the Registration form.
6. Select the *Yes, I Agree* checkbox and then click **Register**. The Welcome to ATI window opens.

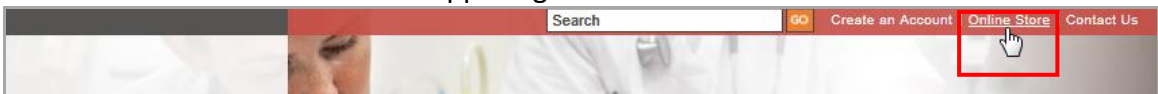


7. Click the Getting started button associated with the first option under number 2.

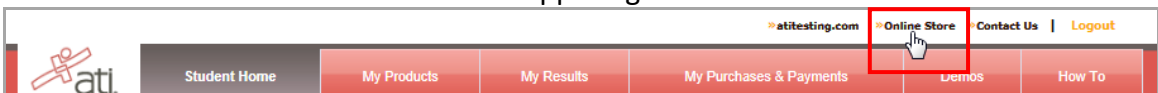
Use a Current Account to Access the Online Store

1. From the atitesting.com home page, do one of the following:

- Click the **Online Store** link in the upper right corner..



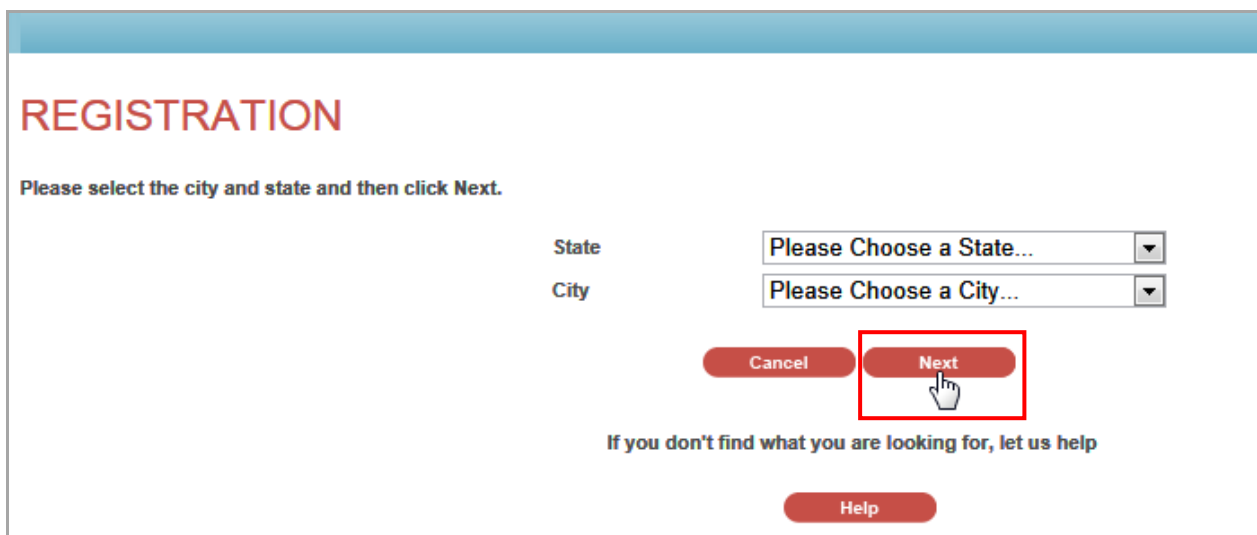
- Log in with your Username and Password, and then from the Student Home page, click the Online Store link in the menu bar in the upper right corner.



The ATI Store page displays.



2. In the *Register for* column, click **TEAS®**. The Registration page displays




3. From the *State* and *City* lists, select the location where you want to sit for the assessment, and then click **Next**. The Browse Sessions screen displays.

Previous Page | << < 1 2 3 4 > >> Next Page

BROWSE SESSIONS

Location: All Sites State: California City: Sacramento

12/15/2012, Saturday, 9:00 AM - 1:00 PM
CA State Sacramento TEAS V Sacramento, CA **SOLD OUT** Learn More Register

12/18/2012, Tuesday, 8:00 AM - 12:00 PM
College of Sequoias TEAS V Visalia, CA  Learn More Register

Note: If you need assistance, click **Help**. The following Registration Help screen displays.

REGISTRATION

Email: melissa.mccallop@ascendlearni

First Name: Melissa

Last Name: McCallop

Program Type: RN PN

City: Leawood

State, Zip Code: KS 66211

Current School: ATI Institute

Expected Graduation Month/Year: [] []

Tell us what you are looking for: []

Submit

Select a program type (if any), enter your expected graduation month and year (if any), and provide the details of your inquiry. Then click **Submit**. A response to your inquiry will be sent to your e-mail address.

4. Do one of the following to register for a session:

- Click the **Register** button associated with the session for which you are registering.
- Click the **Learn More** button to open the Product Details window to view details about the session. In the *Quantity* field, change the number of assessments you are ordering, if appropriate, and then click **Register** to add this session to your online shopping cart.

PRODUCT DETAILS

College of Sequoias TEAS V, TEAS, Visalia, CA
12/18/2012, Tuesday, 8:00 AM-12:00 PM

Test of Essential Academic Skills V (TEAS V) at College of Sequoias, 915 South Mooney Blvd., Visalia, CA 93277 on December 18, 2012, at 8:00 am.

This Testing Session Will Use Version V of the Test of Essential Academic Skills and is delivered on-line. Once you purchase your TEAS exam, there are **NO REFUNDS**. For More Information on the College of Sequoias Registered Nursing Program, please see www.cos.edu/nursing.

The test will take place at: **915 South Mooney Blvd., Visalia, CA 93277, Hospital Rock Building, Room 110.** The Hospital Rock building is on the north side of the COS main campus. Parking lot 4 is the nearest to the test

Please note: by clicking the "Register" button I agree to test on the selected date. I understand that I am responsible for repaying and rescheduling for a new test in the event that I am unable to attend my scheduled date.

• TEAS SELF PAY

Price: \$60.00 Sale Price: \$60.00 Quantity: **Register**

After you click Register, the following window displays:


I understand all TEAS test registrations are final and will not be rescheduled or refunded.

Yes **No**

5. Click **Yes** to continue. The Your Shopping Cart page displays.

YOUR SHOPPING CART

[Continue Shopping](#) [Check Out](#)

Remove	Item	Quantity	Price	Total
Remove this Item	 TEAS SELF PAY Item# TEAS SELF PAY Location: CA State Los Angeles TEAS V Time: 12/21/2012 8:00:00 AM - 12/21/2012 12:00:00 PM	1	\$65.00	\$65.00

Additional	Description
Coupons and Promotions	Coupons and Promotions can be applied at the payment step.
Taxes	Taxes will be calculated when you enter your billing information.
Shipping	Final Shipping amount will be calculated for selected shipping method and address.

Subtotal \$65.00
Discount -\$0.00
Total \$65.00

[Continue Shopping](#) [Check Out](#)

ATI Does Not Offer Returns. Damaged or defective products will be replaced if sent back to ATI within 30 days of purchase. Please call Customer Service at 1.800.667.7531 for more details.

▶ IMPORTANT:

ATI does not offer refunds. Damaged or defective products will be replaced if sent back to ATI within 30 days of purchase. Please call Customer Service at 1.800.667.7531 for more details.

6. Review the information on the screen. At this point, you have the following options:

- If you want purchase items and/or additional sessions, click **Continue Shopping** to return to the Online Store. Go back to step 2 to choose another TEAS Assessment location or browse the store for the items you want to purchase.

Note: Supporting TEAS items, such as study aids and transcripts, are available from the ATI Online Store. Enter **TEAS** in the *Search* field and then click **Go** to display all TEAS-related items.

- If you do not want to purchase the designated assessment, click **Remove this Item**. The session is removed from your Shopping Cart. Click Continue Shopping to return to the Online Store. Go back to step 2 to choose another TEAS Assessment.
- If all the information is correct and you do not want to purchase additional items, click **Check Out**.
 - If you are not already logged in to the system, you are prompted to either log in or create an account. Go to ?? for more information on this step.

MEMBER SIGN-IN

Sign in to ATI to Continue your Online Purchase

Thank you for your online purchase. For ATI to process your purchase, you must be logged into ATI's system. If this is your first time on the ATI system, please click Create a New Account (below).

<p>Already a User?</p> <p>User Name <input type="text"/></p> <p>Password <input type="password"/></p> <p>Forgot Password?</p> <p><input type="button" value="Log In"/></p>	OR	<p>New User?</p> <p>Create an Account</p> <p>Allows you to log in later and view your orders, as well as access ATI's Portal.</p> <p>Complete student/employee data are needed to provide accurate reporting information for schools and employers. Transfer of the information to ATI will be encrypted for your protection.</p>
---	----	--

- If you are already logged in to the system, the Secure Checkout: Address screen displays.

SECURE CHECKOUT

1: Enter Your Address 2: Enter Your Payment Details

Enter your billing and shipping address. Your billing address should match the address on your credit card.

Billing Address	Shipping Address
<p>First Name <input type="text" value="Melissa"/></p> <p>Middle Initial <input type="text"/></p> <p>Last Name <input type="text" value="McCallop"/></p> <p>Company Name <input type="text"/></p> <p>Campus Name <input type="text"/></p> <p>Phone Number <input type="text" value="9136616468"/></p> <p>Email Address <input type="text" value="atitestemail@ascendlearning.com"/></p> <p>Street 1 <input type="text" value="7500 W 160th Street"/></p> <p>Street 2 <input type="text"/></p> <p>Street 3 <input type="text"/></p> <p>City <input type="text" value="Stilwell"/></p> <p>State <input type="text" value="KS"/></p> <p>Postal Code <input type="text" value="66062"/></p> <p>Country <input type="text" value="UNITED STATES"/></p> <p><input type="checkbox"/> Shipping Address is same as Billing</p>	<p>First Name <input type="text" value="Melissa"/></p> <p>Middle Initial <input type="text"/></p> <p>Last Name <input type="text" value="McCallop"/></p> <p>Company Name <input type="text"/></p> <p>Campus Name <input type="text"/></p> <p>Phone Number <input type="text"/></p> <p>Email Address <input type="text" value="atitestemail@ascendlearning.com"/></p> <p>Street 1 <input type="text" value="11161 Overbrook Road"/></p> <p>Street 2 <input type="text"/></p> <p>Street 3 <input type="text"/></p> <p>City <input type="text" value="Leawood"/></p> <p>State <input type="text" value="KS"/></p> <p>Postal Code <input type="text" value="66211"/></p> <p>Country <input type="text" value="UNITED STATES"/></p>

7. Enter/confirm your mailing address and provide any additional information. If your billing address is different from the shipping address, clear the check box. Enter the Shipping Address information and then click **Proceed to Payment Details**. The Secure Checkout: Payment Details screen displays.

Note: If any required information has not been filled in, you will be prompted to provide the information before you are allowed to continue to the next screen.

SECURE CHECKOUT

1: Enter Your Address 2: Enter Your Payment Details

Please review your order and provide payment information to complete your purchase.

Note: Shipping to Hawaii or Alaska, or to any country other than the U.S., requires that you choose the Priority Mail USPS option. No orders are shipped on Saturday, Sunday, or any federal holiday.

Order Information

Item	Qty	Price	Total
TEAS SELF PAY Item# TEAS SELF PAY Location: College of Sequoias TEAS V Time: 12/18/2012 8:00:00 AM - 12/18/2012 12:00:00 PM	1	\$80.00	\$80.00

Merchandise Subtotal: \$80.00

Ship By:

Promotion Code:

Discount: -\$0.00

Tax: \$0.00

Shipping: \$0.00

\$60.00

8. If you have a Promotion Code, enter it into the Promotion Code field and then click **Apply Code**. Otherwise, go to the next step to enter Payment Information.

SECURE CHECKOUT

1: Enter Your Address 2: Enter Your Payment Details

Please review your order and provide payment information to complete your purchase.





Note: Shipping to Hawaii or Alaska, or to any country other than the U.S., requires that you choose the Priority Mail USPS option. No orders are shipped on Saturday, Sunday, or any federal holiday.

Payment Information

Payment Method Credit Card

Billing Address
Melissa McCallop
7500 W 160th Street
Stilwell KS 66062
US
Tel: 9138616468
E-Mail: atitestemail@ascendlearning.com

[Edit Address](#)

Card Number    

Expiration Date -- Month -- -- Year --

Security Code [help](#)

I have reviewed my order carefully and confirm that it is accurate and complete. I understand that this order, once placed, is non-cancellable and no returns or funds are available for this purchase.

Damaged or defective products will be replaced if sent back to ATI within 30 days of purchase. Please call Customer Service at 1.800.667.7531 for more details. Note: You will not be able to submit your order if this box is not checked.

[Back](#) [Submit Order](#)

ATI Does Not Offer Returns. Damaged or defective products will be replaced if sent back to ATI within 30 days of purchase. Please call Customer Service at 1.800.667.7531 for more details.

9. Enter the following Payment Information and then click **Submit**.

- In the *Card Number* field, enter the 16-digit card number from a VISA, Master Card, American Express, or Discover card.
- In the *Expiration Date* field, select the month and year of the card's expiration date.

- In the *Security Code* field, enter the three-digit code from the back of the credit card.
- Read the information to the right of the checkbox and then select the checkbox to verify that your order is correct and that you have read and agree to the terms of your purchase.

Note: Click **Edit Address** to change the billing and/or shipping addresses for your order.

After you click submit, you will receive a Customer Receipt, which includes any additional instructions for your assessment. Your receipt will also be emailed to you to the email address listed in your profile.

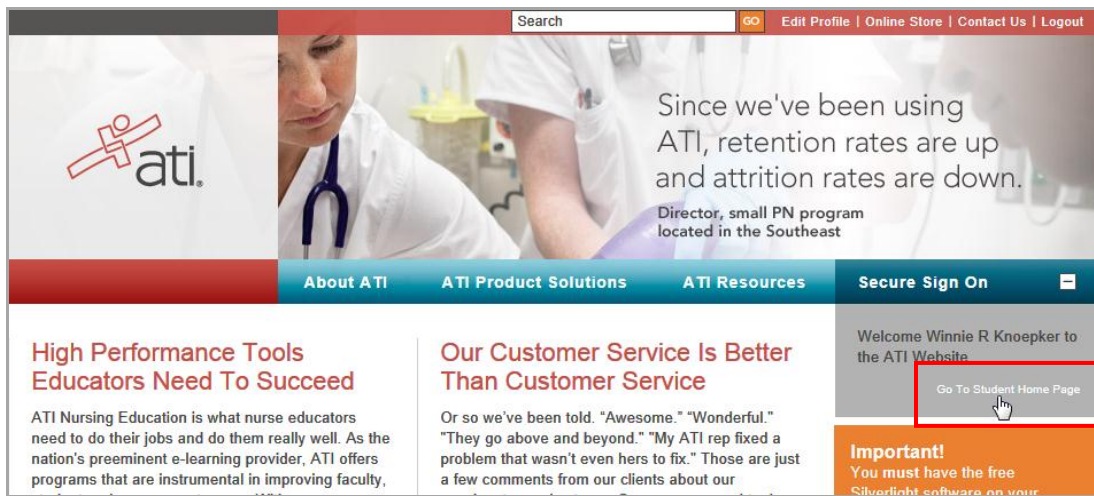
Assessment Technologies Institute Customer Receipt					
Dear Melissa McCallop,					
Thank you for your order. Below are details regarding your online purchase.					
Order Information			Customer Service		
Order Number: 203371			E-Mail: onlinestore@atitesting.com		
Order Date: 1/29/2010 1:55:16 PM			Phone: 1.800.667.7531		
Account Number: 22200					
Promotion Code:					
Payment Method: Credit Card					
TransactionID: INV0131165					
Invoice Number: 42240741					
Purchase Order Number:					
Billing Address					
Melissa McCallop 7500 W 160th Street Stillwell, KS 68085 US Tel: 9136616488					
Qty	Product Number	Item	Description	Price	Ext.
1	TEAS SELF PAY	TEAS SELF PAY	Location: TEAS (Holy Names, Mills, and St. Mary's students only) Time: 2/20/2010 10:00:00 AM - 2/20/2010 1:00:00 PM	\$25.00	\$25.00
				Sub Total	\$25.00
				Discount	-\$0.00
				Shipping (Electronic Delivery)	\$0.00
				Total	\$25.00
Additional Instructions					
Samuel Merritt University 2009-2010 TEAS Testing Dates					
You must be a pre-nursing student at Holy Names University, St. Mary's College, or Mills College to take the TEAS exam at this testing center.					
All tests begin promptly at 10:00 am. Please arrive 30 minutes prior to test start time for check in. Students arriving after 9:55 am will not be allowed entrance to the exam.					
Testing Location: Holy Names University, Heafey Hall PC Lab (Third Floor), 3500 Mountain Blvd., Oakland, CA 94619.					
All testers should bring valid state or federal picture identification (driver's license, passport, card, etc.) as well as their University Student Identification card. You also need to bring a photo ID to the testing center.					

Enter the Assessment ID to take the Assessment

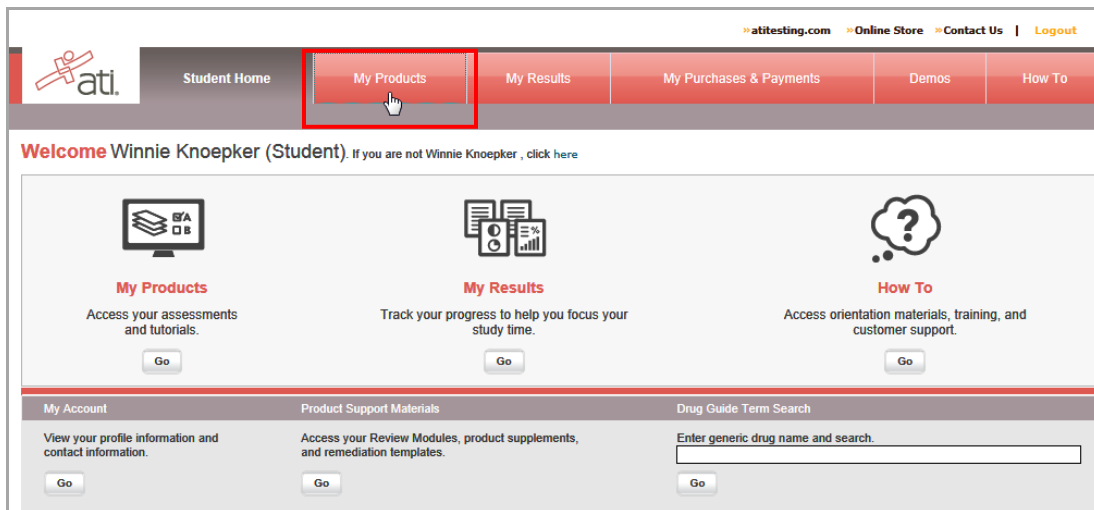
1. Click **Home** at the top of the page to go to your ATI Account.



2. On the ATI Testing Home Page click **Go To Student Home Page**.



3. Click **My Products** to open the My Products page.



4. In the *ID* field, enter the Assessment ID for the TEAS V provided by your proctor and then click **Submit**.

The screenshot shows the ati website interface. At the top, there is a navigation bar with the ati logo and links for Student Home, My Products, My Results, My Purchases & Payments, Demos, and How To. Below the navigation bar, there is a section titled 'Enter IDs' with the instruction: 'Use the field below to enter an ID to gain access to an assessment, tutorial or course.' There is an 'ID:' label followed by an input field and a 'Submit' button. A red arrow points to the input field. Below the input field, there are three tabs: 'Practice Assessments', 'Proctored Assessments', and 'Tutorials'. Underneath the tabs, there is a table with three columns: 'Assessment Name:', 'Status:', and 'Take Assessment:'. The table contains one row with the text 'No assessments have been added to your account.' Below the table, there is a text box that says: 'Now you will enter in the ID for the TEAS V assessment that the Proctor gives you and then click Submit'.