

**LABETTE  
COMMUNITY COLLEGE**  
Parsons, Kansas

Independent Auditors' Report and  
Financial Statements with  
Supplementary Information

For the Year Ended June 30, 2021

**LABETTE COMMUNITY COLLEGE**  
Parsons, Kansas

**TABLE OF CONTENTS**

		<u>PAGE NUMBER</u>
Management’s Discussion and Analysis .....		i - viii
Independent Auditors' Report .....		1-3
Financial Statements:		
Statement of Net Position .....		4
Statement of Revenues, Expenses, and Changes in Net Position .....		5
Statement of Cash Flows .....		6-7
Notes to Financial Statements .....		8-24
	<u>SCHEDULE NUMBER</u>	
<b>SUPPLEMENTARY INFORMATION:</b>		
Combining Schedule of Net Position – Primary Institution.....	1	25-27
Combining Schedule of Revenues, Expenses, and Changes in Net Position – Primary Institution.....	2	28-30
Schedule of Revenues, Expenditures, and Changes in Unencumbered Cash - Budget and Actual (Regulatory Basis) With comparative Actual Budget Basis Amounts for the Prior Year: All Budgeted Funds - Current Funds – Unrestricted		
General Fund .....	3	31-32
Postsecondary Technical Education Fund .....	4	33
Adult Education Fund .....	5	34
Auxiliary Enterprise Funds.....	6	35
Capital Outlay Fund .....	7	36
Schedule of Changes in Assets and Liabilities – All Agency Funds – Primary Institution.....	8	37-38

**LABETTE COMMUNITY COLLEGE**  
Parsons, Kansas

**TABLE OF CONTENTS**

(Continued)

	<u>SCHEDULE NUMBER</u>	<u>PAGE NUMBER</u>
Auditor Information Sheet .....		39-40
Schedule of Expenditures of Federal Awards .....	9	41
Independent Auditors' Report on Internal Control over Financial Reporting and on Compliance and Other Matters Based on an Audit of Financial Statements Performed in Accordance with <i>Government Auditing Standards</i> .....		42-43
Independent Auditors' Report on Compliance for Each Major Program and on Internal Control Over Compliance Required by the Uniform Guidance .....		44-45
Schedule of Findings and Questioned Costs .....	10	46-47
Schedule of Resolutions of Prior Year's Audit Findings and Questioned Costs .....	11	48
Corrective Action Plan .....	12	49-50

# LABETTE COMMUNITY COLLEGE

## Management's Discussion and Analysis

### **Overview of the Financial Statements and Financial Analysis**

The discussion and analysis of Labette Community College's financial statements focuses on the College as a whole and provides an overview of the College's financial activities for the year ended June 30, 2021 with selected comparative information for the year ended June 30, 2020. The emphasis of discussion about these statements is on current year data and based on currently known facts. This discussion should be read along with the College's basic financial statements and the footnotes to those statements. A separate audit is issued for the Labette Community College Foundation.

Labette Community College is required to present annual financial statements in accordance with pronouncements issued by the Governmental Accounting Standards Board (GASB); the authoritative body for establishing U.S. generally accepted accounting principles for state and local governments, including public institutions of higher education. These pronouncements (GASB 34 and 35) permit public colleges and universities to use the guidance for special purpose governments engaged only in business-type activities in their separately issued financial statements. As a result, the presentation format was shifted from a columnar fund group format to a consolidated, single-column, entity-wide format. This format is similar to the type of financial statements issued by a typical business enterprise or a not-for-profit organization.

There are three financial statements presented: the Statement of Net Position; the Statement of Revenues, Expenses and Changes in Net Position; and the Statement of Cash Flows.

#### **Statement of Net Position**

The Statement of Net Position presents the assets, liabilities and net position of the College as of the end of the fiscal year. Net position, an accounting concept, is defined as total assets less total liabilities and reflects those values and the equity (ownership) in the total assets of the College at a specific point in time.

From the data presented, readers of the Statement of Net Position are able to determine the assets available to continue operations of the institution. They are also able to determine how much the institution owes vendors, investors and lending institutions. Finally, the Statement of Net Position provides a picture of the net position and their availability for expenditure by the institution.

Net position is divided into four categories. The first category, "Invested in Capital Assets, Net of Related Debt", provides the institution's equity in property, plant and equipment owned by the institution. The second category, "Restricted-Expendable", are funds that must be spent by the institution as determined by donors and/or external entities that have placed time or purpose restrictions on the use of the assets. The third category, "Restricted-Nonexpendable", are resources available only for investment purposes. The final category, "Unrestricted", are funds available to spend for any lawful purpose of the institution.

## Analysis of Assets, Liabilities and Net Position

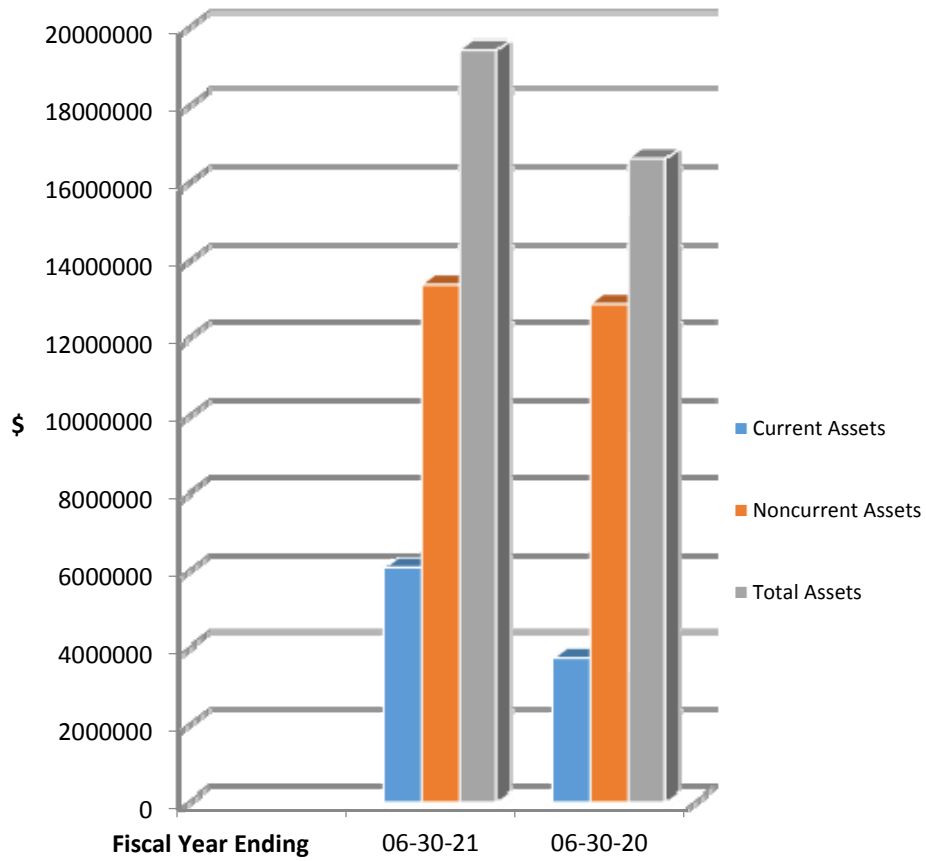
### Assets

#### Comparison of Assets – Fiscal Year 2020 to 2021

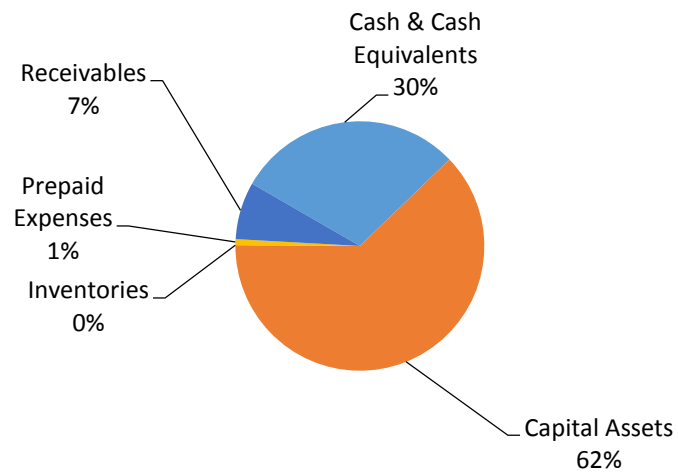
	2020	% Total 2020	2021	% Total 2021
Current Assets	\$ 3,741,701	22.50%	\$ 6,077,680	31.28%
Non-Current Assets	\$ 12,885,067	77.50%	\$ 13,350,156	68.72%
Total Assets	\$ 16,626,768	100.00%	\$ 19,427,836	100.00%

For the year, ended June 30, 2021, total assets increased \$2,801,068 over the previous fiscal year. The change in total assets resulted from increase in Cash and Cash Equivalents of \$1,691,436 and increases in Capital Assets (Net of Depreciation) of \$445,689, Accounts Receivable of \$775,248 with a decrease in prepaid expenses of (\$109,651) and inventory (\$1,653).

## Assets



## Total Assets 6-30-21

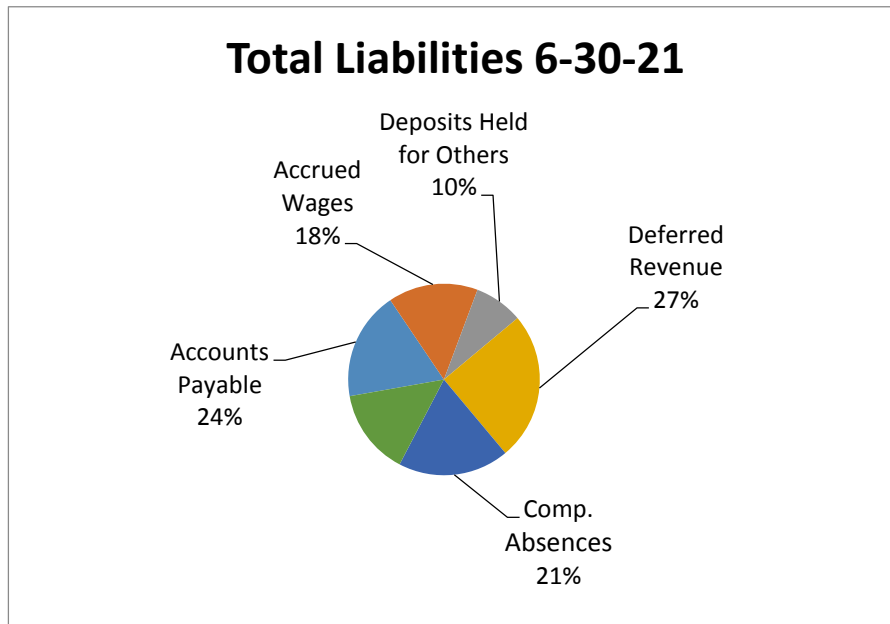


## Liabilities

### Comparison of Liabilities – Fiscal Year 2020 to 2021

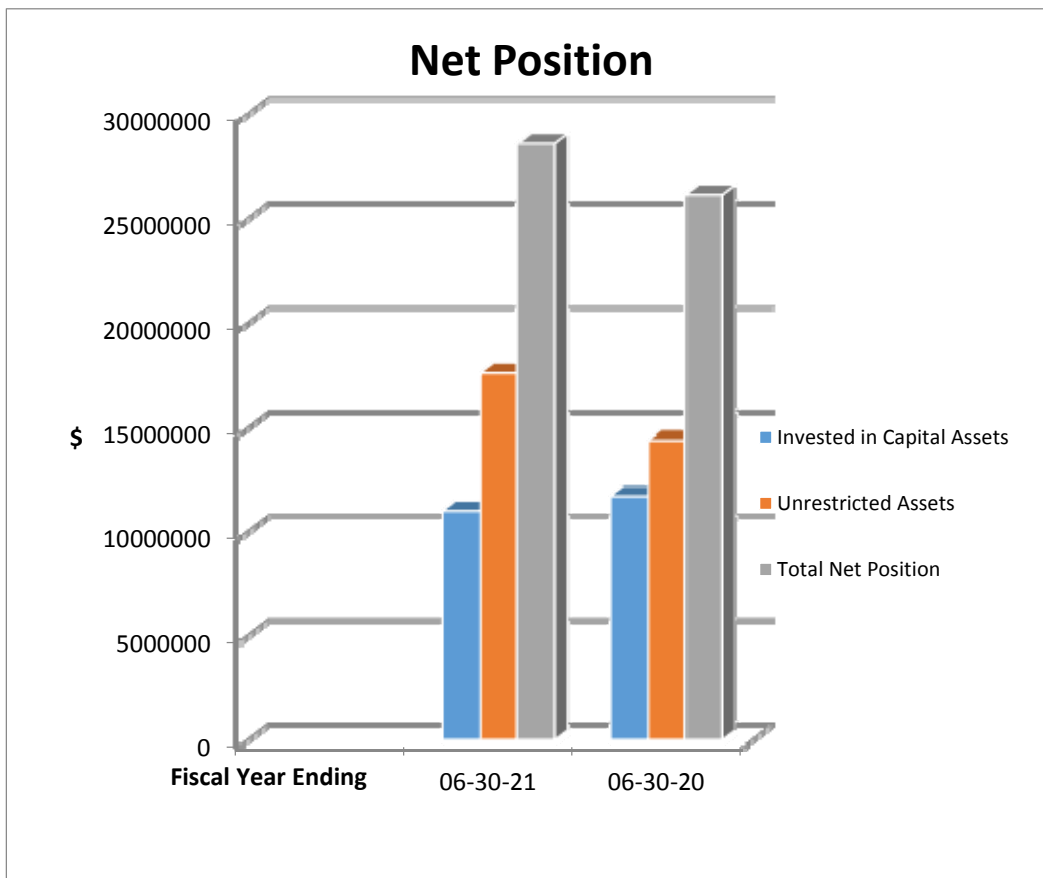
	2020	% Total 2020	2021	% Total 2021
Current Liabilities	\$ 1,607,361	100.00%	\$ 1,656,247	100.00%
Non-Current Liabilities	\$ 0	0%	\$ 0	0%
Total Liabilities	\$ 1,607,361	100.00%	\$ 1,656,247	100.00%

For the year ending June 30, 2021, total liabilities increased \$48,886, over the previous year. The net change in total liabilities can be attributed to increases in Accounts Payable of \$91,155, Accrued Wages \$3,725 Deposits Held for Others \$18,349, Deferred Revenue \$33,031, Compensated Absences of \$23,626 and a decrease in Capital Lease Obligations of (\$121,000).



## Net Position

Total Net Position increased \$2,752,182 for the year ending June 30, 2021. This was due to a increase of 2,185,494 in Unrestricted Assets and an increase in Capital Assets of \$566,688.



### Statement of Revenues, Expenses and Changes in Net Position

The Statement of Revenues, Expenses and Changes in Net Position reflect the results of operations and other changes for the fiscal year. The purpose of the statement is to present the revenues received by the institution, both operating and non-operating, and the expenses paid by the institution, operating and non-operating, and any other revenues, expenses, gains or losses received or spent by the institution. Changes in total net position, as presented on the Statement of Net Position, are based on the activity presented in the Statement of Revenues, Expenses and Changes in Net Position.

Operating Revenues are generally generated by providing goods and services to the various customers and constituencies of the institution. Operating expenses are those expenses paid to acquire or produce the goods and services provided in return for the operating revenues, and to carry out the mission of the institution. Non-operating revenues are revenues received for which goods and services are not provided. For example, state appropriations are non-operating because they are provided by the Legislature to the institution without the Legislature directly receiving commensurate goods or services for those revenues.



## Analysis of Revenues and Expenses

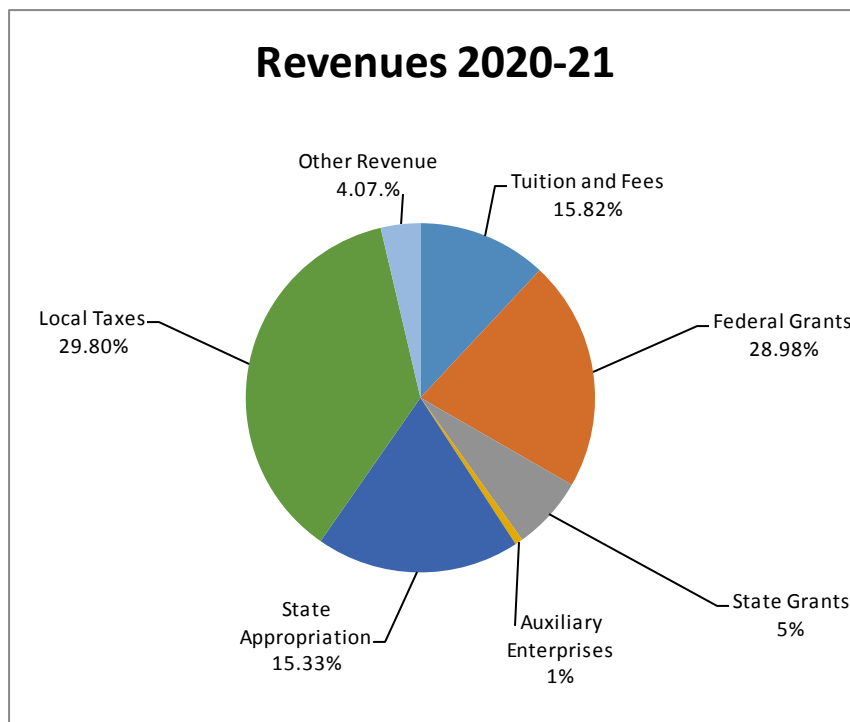
### Revenues

<u>Revenue</u>	2020	% Total 2020	2021	% Total 2021
Student Tuition and Fees	\$ 1,783,366	11.96%	\$ 2,987,186	15.82%
Federal Grants and Contracts	\$ 3,181,021	21.34%	\$ 5,474,633	28.98%
State Grants and Contracts	\$ 1,012,451	6.79%	\$ 950,061	5%
Auxiliary Enterprises	\$ 109,061	0.73%	\$ 104,639	1%
State Appropriations	\$ 2,812,315	18.86%	\$ 2,896,416	15.33%
Local Property Taxes	\$ 5,464,645	36.66%	\$ 5,627,935	29.80%
Other Revenue	\$ 544,916	3.66%	\$ 847,092	4.07%
Total Revenue	\$14,907,776	100.00%	\$ 18,887,962	100.00%

Total revenue for the 2020-2021 fiscal year increased \$3,980,186 [26.7%].

Revenues increased \$3,980,187 [21.07%]. The change consisted of increases in Student Tuition and Fees (net of scholarship discounts and allowances) of \$1,203,820, Federal Grants \$2,293,612, Other Operating Revenue of \$302,176 State Appropriations of \$84,101 and Local Property Taxes of \$163,290. The decreases were in State Grants & Contracts of (\$62,390) and Auxiliary Revenue of (\$4,422).

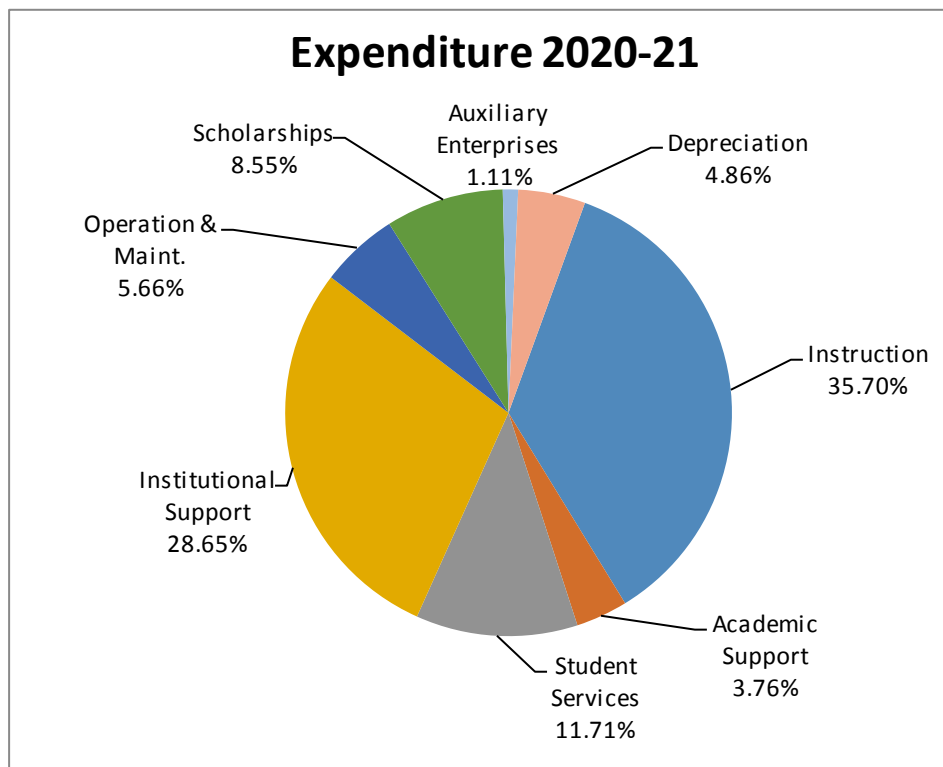
Labette Community College receives revenue from seven sources:



## Expenses

Total operating expenses for 2020-2021 increased \$1,407,855 [9.56%]. The increase in expenditures was primarily due to the pandemic relief funding the College received. The change consisted of increases in Instruction of \$1,692,955, decrease in Academic Support of (\$16,591), decrease in Student Services of (\$29,202), a decrease in Institutional Support (\$202,469), an increase in Operations and Maintenance of \$230,846, a decrease in scholarship awards of (\$277,296), an increase in Auxiliary Expenses of 7,079, and an increase in Depreciation of \$2,493.

<u>Detail of Education &amp; General Expenditures</u>	2020	% Total 2020	2021	% Total 2021
Instruction	\$ 4,067,025	27.61%	\$ 5,760,020	35.70%
Academic Support	\$ 622,519	4.23%	\$ 605,928	3.76%
Student Services	\$ 1,918,616	13.03%	\$ 1,889,414	11.71%
Institutional Support	\$ 4,826,092	32.77%	\$ 4,623,623	28.65%
Operation and Maintenance	\$ 682,639	4.64%	\$ 913,485	5.66%
Scholarships and Awards	\$ 1,657,496	11.25%	\$ 1,380,200	8.55%
Auxiliary Expense	\$ 171,433	1.16%	\$ 178,512	1.11%
Depreciation Expense	\$ 782,106	5.31%	\$ 784,599	4.86%
Total	\$14,727,926	100.00%	\$16,135,781	100.00%



## **Statement of Cash Flows**

The Statement of Cash Flows presents detailed information about the cash activity of the institution during the fiscal year. The statement is divided into five parts:

- 1) Operating Activities-This section deals with operating cash flows and shows the net cash used by the operating activities of the institution.
- 2) Noncapital Financing Activities-This section shows the cash received and spent for non-operating, non-investing and noncapital financing purposes.
- 3) Capital Financing Activities-This section deals with the cash used for the acquisition and construction of capital and related items.
- 4) Investing Activities-This section shows the interest received from investing activities.
- 5) Net Change in Cash-The final section reconciles the net cash used in relation to the operating income or loss reflected on the Statement of Revenues, Expenses and Changes in Net Position.

## **Comparative Cash Position**

During Fiscal Year 2021 Labette Community College's overall cash and cash equivalents increased by \$1,691,436 from \$4,032,381 to \$5,723,817.

## **Capital Assets and Debt Administration**

During the fiscal year ended June 30, 2021, the College increased cash reserves due to pandemic relief funding which was able to be used for enrollment decline but was not budget for as this was not known at the time the budget was completed. This increase in reserves will help the College as we build back the enrollment which has declined significantly over the past few years. Due to the pandemic, we did not fill some positions and delayed filling others. At the end of the fiscal year the College had no outstanding capital lease debt. The College was able to begin the Athletic Expansion Project. A bridge loan to cover pledges was not entered into until fiscal year 2022 as we had received enough of the donations to pay the project expenses during the 2021 fiscal year.

## **Economic Outlook**

The College remains strong financially with increased cash reserves. The College will work on building back lost enrollment while using the increase in cash reserves as we build back. We anticipate aid from the State of Kansas to have a reduction in the next few years and do not expect any increases in state aid for academic programs in the near future. Assessed valuation of property in Labette County has remained steady with slight increases for the past several years. With the pandemic the future of the assessed valuation is uncertain. The College remains fiscally stable through thoughtfully planned budgets that align with the College strategic plan, and continued expenditure management.

**JARRED, GILMORE & PHILLIPS, PA**  
CERTIFIED PUBLIC ACCOUNTANTS

**INDEPENDENT AUDITORS' REPORT**

Board of Trustees  
Labette Community College  
Parsons, Kansas

**Report on the Financial Statements**

We have audited the accompanying financial statements of Labette Community College, as of and for the year ended June 30, 2021, and the related notes to the financial statements, which collectively comprise the Labette Community College's basic financial statements as listed in the table of contents.

**Management's Responsibility for the Financial Statements**

Management is responsible for the preparation and fair presentation of these financial statements in accordance with accounting principles generally accepted in the United States of America; this includes the design, implementation, and maintenance of internal control relevant to the preparation and fair presentation of financial statements that are free from material misstatement, whether due to fraud or error.

**Auditors' Responsibility**

Our responsibility is to express an opinion on these financial statements based on our audit. We conducted our audit in accordance with auditing standards generally accepted in the United States of America and the standards applicable to financial audits contained in *Government Auditing Standards*, issued by the Comptroller General of the United States. Those standards require that we plan and perform the audit to obtain reasonable assurance about whether the financial statements are free from material misstatement.

An audit involves performing procedures to obtain audit evidence about the amounts and disclosures in the financial statements. The procedures selected depend on the auditor's judgment, including the assessment of the risks of material misstatement of the financial statements, whether due to fraud or error. In making those risk assessments, the auditor considers internal control relevant to the College's preparation and fair presentation of the financial statements in order to design audit procedures that are appropriate in the circumstances, but not for the purpose of expressing an opinion on the effectiveness of the College's internal control. Accordingly, we express no such opinion. An audit also includes evaluating the appropriateness of accounting policies used and the reasonableness of significant accounting estimates made by management, as well as evaluating the overall presentation of the financial statements.

We believe that the audit evidence we have obtained is sufficient and appropriate to provide a basis for our audit opinions.

**Opinion**

In our opinion, the financial statements referred to above present fairly, in all material respects, the respective financial position of the Labette Community College, as of June 30, 2021, and the respective changes in financial position and cash flows thereof for the year then ended in accordance with accounting principles generally accepted in the United States of America.

## **Other Matters**

### *Required Supplementary Information*

Accounting principles generally accepted in the United States of America require that the management's discussion and analysis on pages i-viii be presented to supplement the basic financial statements. Such information, although not a part of the basic financial statements, is required by the Governmental Accounting Standards Board, who considers it to be an essential part of financial reporting for placing the basic financial statements in an appropriate operational, economic, or historical context. We have applied certain limited procedures to the required supplementary information in accordance with auditing standards generally accepted in the United States of America, which consisted of inquiries of management about the methods of preparing the information and comparing the information for consistency with management's responses to our inquiries, the basic financial statements, and other knowledge we obtained during our audit of the basic financial statements. We do not express an opinion or provide any assurance on the information because the limited procedures do not provide us with sufficient evidence to express an opinion or provide any assurance.

### *Supplementary Information*

Our audit was conducted for the purpose of forming an opinion on the financial statements that collectively comprise the Labette Community College's basic financial statements. The supplementary information, as listed in the table of contents as pages 25 to 38, are presented for purposes of additional analysis and are not a required part of the basic financial statements. The schedule of expenditures of federal awards is presented for purposes of additional analysis as required by Title 2 U.S. Code of Federal Regulations Part 200, *Uniform Administrative Requirements, Cost Principles, and Audit Requirements for Federal Awards*, and is also not a required part of the basic financial statements.

The supplementary information and the schedule of expenditures of federal awards are the responsibility of management and were derived from and relate directly to the underlying accounting and other records used to prepare the basic financial statements. Such information has been subjected to the auditing procedures applied in the audit of the basic financial statements and certain additional procedures, including comparing and reconciling such information directly to the underlying accounting and other records used to prepare the basic financial statements or to the basic financial statements themselves, and other additional procedures in accordance with auditing standards generally accepted in the United States of America. In our opinion, the supplementary information and the schedule of expenditures of federal awards are fairly stated in all material respects in relation to the basic financial statements as a whole.

We also previously audited, in accordance with auditing standards generally accepted in the United States of America, the basic financial statement of "Municipality", Kansas as of and for the year ended June 30, 2020 (not presented herein), and have issued our report thereon dated December 22, 2020, which contained an unmodified opinion on the basic financial statement. The 2020 basic financial statement and our accompanying report are not presented herein, but are available in electronic form from the web site of the Kansas Department of Administration at the following link <https://www.admin.ks.gov/offices/oar/municipal-services>. The 2020 actual column (2020 comparative information) presented in the individual fund schedules of regulatory basis receipts and expenditures—actual and budget for the year ended June 30, 2021 (Schedules 3 to 7 as listed in the table of contents) is presented for purposes of additional analysis and is not a required part of the basic financial statement. Such 2020 comparative information is the responsibility of management and was derived from and relates directly to the underlying accounting and other records used to prepare the 2020 basic financial statement. The 2020 comparative information was subjected to the auditing procedures applied in the audit of the 2021 basic financial statement and certain additional procedures, including comparing and reconciling such information directly to the underlying accounting and other records used to prepare the 2020 basic financial statement or to the 2020 basic financial statement itself, and other additional procedures in accordance with auditing

standards generally accepted in the United States of America. In our opinion, the 2020 comparative information is fairly stated in all material respects in relation to the basic financial statement as a whole for the year ended June 30, 2020, on the basis of accounting described in Note 1.

**Other Reporting Required by *Government Auditing Standards***

In accordance with *Government Auditing Standards*, we have also issued our report dated January 4, 2022, on our consideration of the Labette Community College's internal control over financial reporting and on our tests of its compliance with certain provisions of laws, regulations, contracts, and grant agreements and other matters. The purpose of that report is solely to describe the scope of our testing of internal control over financial reporting and compliance and the results of that testing, and not to provide an opinion on the effectiveness of the Labette Community College's internal control over financial reporting or on compliance. That report is an integral part of an audit performed in accordance with *Government Auditing Standards* in considering the Labette Community College's internal control over financial reporting and compliance.



JARRED, GILMORE & PHILLIPS, PA  
Certified Public Accountants

Chanute, Kansas  
January 4, 2022

**LABETTE COMMUNITY COLLEGE**Parsons, Kansas  
Statement of Net Position  
June 30, 2021

	Primary Institution	Component Unit - Foundation
ASSETS		
Current Assets		
Cash and Cash Equivalents	\$ 4,476,068.73	\$ 3,124,833.38
Beneficial Interest in Assets Held by Parsons Area Community Foundation	-	1,752,470.78
Accounts Receivable, Net	1,446,921.65	-
Inventories	7,751.66	-
Investments	-	248,498.67
Prepaid Expenses	146,938.39	-
Notes Receivable, Current	-	-
Unconditional Promises to Give	-	434,583.47
Total Current Assets	<u>6,077,680.43</u>	<u>5,560,386.30</u>
Noncurrent Assets		
Cash and Cash Equivalents	1,247,747.96	-
Capital Assets, Net of Accumulated Depreciation	12,102,407.97	95,387.05
Unconditional Promises to Give	-	299,608.09
Total Noncurrent Assets	<u>13,350,155.93</u>	<u>394,995.14</u>
TOTAL ASSETS	<u>\$ 19,427,836.36</u>	<u>\$ 5,955,381.44</u>
LIABILITIES AND NET POSITION		
LIABILITIES		
Current Liabilities		
Accounts Payable	\$ 400,646.06	\$ 247,159.75
Accrued Wages	288,966.30	-
Accrued Interest	-	-
Deferred Revenue	453,336.34	-
Grant Advance	673.19	-
Compensated Absences	353,548.02	-
Deposits Held in Custody for Others	159,076.77	41,881.77
Total Current Liabilities	<u>1,656,246.68</u>	<u>289,041.52</u>
TOTAL LIABILITIES	<u>1,656,246.68</u>	<u>289,041.52</u>
NET POSITION		
Investment in Capital Assets, Net of Related Debt	12,102,407.97	-
Restricted- Expendable	-	3,162,614.49
Restricted- Nonexpendable	-	759,170.05
Unrestricted	5,669,181.71	1,744,555.38
TOTAL NET POSITION	<u>17,771,589.68</u>	<u>5,666,339.92</u>
TOTAL LIABILITIES AND NET POSITION	<u>\$ 19,427,836.36</u>	<u>\$ 5,955,381.44</u>

The accompanying notes are an integral part  
of the financial statements.

**LABETTE COMMUNITY COLLEGE**  
Parsons, Kansas  
Statement of Revenues, Expenses, and Changes in Net Position  
For the Year Ended June 30, 2021

	Primary Institution	Component Unit - Foundation
<b>REVENUES</b>		
Operating Revenues		
Student Tuition and Fees, (net of scholarship discounts and allowances of \$844,846.00)	\$ 2,987,186.40	\$ -
Federal Grants and Contracts	3,716,127.47	-
State Grants and Contracts	950,061.40	-
Sales and Services of Auxiliary Enterprises	104,639.28	-
Activity Fund Revenues	89,318.60	-
Miscellaneous Operating Income	194,889.88	-
Total Operating Revenues	<u>8,042,223.03</u>	<u>-</u>
<b>EXPENSES</b>		
Operating Expenses		
Educational and General		
Instruction	5,760,020.40	-
Academic Support	605,928.28	-
Student Services	1,889,413.97	-
Institutional Support	4,623,622.54	580,985.22
Operation and Maintenance	913,485.44	103,943.39
Scholarships, Grants and Awards	1,380,200.00	103,434.10
Fundraising	-	30,847.82
Auxiliary Enterprises	178,511.52	-
Depreciation Expense	784,599.43	2,792.11
Total Operating Expenses	<u>16,135,781.58</u>	<u>822,002.64</u>
Operating Income (Loss)	<u>(8,093,558.55)</u>	<u>(822,002.64)</u>
Nonoperating Revenues (Expenses)		
State Appropriations	2,896,416.00	-
County Appropriations	5,627,934.94	-
Federal Pell Grants	1,758,506.00	-
Gifts and Contributions	558,186.95	1,064,968.68
Investment Income	11,083.15	318,147.27
Gain (Loss) on Sale of Assets	<u>(6,385.68)</u>	<u>-</u>
Net Nonoperating Revenues (Expenses)	<u>10,845,741.36</u>	<u>1,383,115.95</u>
Increase (Decrease) in Net Position	2,752,182.81	561,113.31
Net Position - Beginning of Year	<u>15,019,406.87</u>	<u>5,105,226.61</u>
Net Position - End of Year	<u>\$ 17,771,589.68</u>	<u>\$ 5,666,339.92</u>

The accompanying notes are an integral part  
of the financial statements.



**LABETTE COMMUNITY COLLEGE**

Parsons, Kansas

## Statement of Cash Flows

For the Year Ended June 30, 2021

	Primary Institution	Component Unit - Foundation
<b>CASH FLOWS FROM OPERATING ACTIVITIES</b>		
Student Tuition and Fees	\$ 2,244,969.96	\$ -
Federal Grants and Contracts	3,716,127.47	-
State Grants and Contracts	950,061.40	-
Sales and Services of Auxiliary Enterprises	104,639.28	-
Activity Fund Revenues	89,318.60	-
Miscellaneous Income	194,889.88	-
Payments on Behalf of Employees	(8,607,613.70)	-
Payments for Supplies and Materials	(879,021.21)	-
Payments for Other Expenses	(5,616,388.74)	(515,317.19)
Net cash provided by (used in) operating activities	<u>(7,803,017.06)</u>	<u>(515,317.19)</u>
<b>CASH FLOWS FROM NONCAPITAL FINANCING ACTIVITIES</b>		
State Appropriations	2,896,416.00	-
County Appropriations	5,627,934.94	-
Federal Pell Grant	1,758,506.00	-
Federal Direct Loans	762,439.00	-
Federal Direct Loans Payments	(762,439.00)	-
Gifts and Contributions	558,186.95	732,975.74
Net cash provided by (used in) noncapital financing activities	<u>10,841,043.89</u>	<u>732,975.74</u>
<b>CASH FLOWS FROM CAPITAL FINANCING ACTIVITIES</b>		
Payments for Purchase of Capital Assets	(1,236,674.00)	-
Principal Payments on Long Term Debt	-	(115,211.80)
Cash Collections from Endowment Contributions	(121,000.00)	134,888.71
Net cash provided by (used in) capital financing activities	<u>(1,357,674.00)</u>	<u>19,676.91</u>
<b>CASH FLOWS FROM INVESTING ACTIVITIES</b>		
Interest Earned on Investments	11,083.15	325,801.33
Purchase of Investments	-	(471,351.50)
Proceeds from Investments Sold	-	291,118.05
Payments Received from Notes Receivable	-	121,000.00
Net cash provided by (used in) investing activities	<u>11,083.15</u>	<u>266,567.88</u>
Net Increase (Decrease) in Cash and Cash Equivalents	1,691,435.98	503,903.34
Cash and Cash Equivalents, Beginning of Year	<u>4,032,380.71</u>	<u>2,620,930.04</u>
Cash and Cash Equivalents, End of Year	<u>\$ 5,723,816.69</u>	<u>\$ 3,124,833.38</u>

The accompanying notes are an integral part  
of the financial statements.

**LABETTE COMMUNITY COLLEGE**  
Parsons, Kansas  
Statement of Cash Flows  
For the Year Ended June 30, 2021

	Primary Institution	Component Unit - Foundation
RECONCILIATION OF OPERATING INCOME (LOSS) TO NET CASH USED BY OPERATING ACTIVITIES		
Operating Income (Loss)	\$ (8,093,558.55)	\$ (822,002.64)
Adjustments to Reconcile Change in Net Position to Net Cash Used in Operating Activities:		
Depreciation Expense	784,599.43	2,792.11
Non-cash Donations	-	113,324.60
(Increase) Decrease in Receivables	(775,248.03)	-
(Increase) Decrease in Prepaid Expenses	109,650.38	-
(Increase) Decrease in Inventory	1,653.78	-
Increase (Decrease) in Accounts Payable	91,154.64	195,292.75
Increase (Decrease) in Accrued Wages	3,724.92	-
Increase (Decrease) in Accrued Interest	-	(3,931.60)
Increase (Decrease) in Deferred Revenue	32,543.21	-
Increase (Decrease) in Grant Advance	488.38	-
Increase (Decrease) in Compensated Absences	23,626.16	-
Increase (Decrease) in Deposits Held for Others	18,348.62	(792.41)
Net cash provided by (used in) operating activities	\$ (7,803,017.06)	\$ (515,317.19)
RECONCILIATION OF CASH AND CASH EQUIVALENTS TO THE STATEMENT OF NET POSITION		
Cash and Cash Equivalents classified as current assets	\$ 4,476,068.73	\$ 3,124,833.38
Cash and Cash Equivalents classified as noncurrent assets	1,247,747.96	-
Total Cash and Cash Equivalents	\$ 5,723,816.69	\$ 3,124,833.38
<b>Supplemental Information</b>		
Cash Paid During the Period for:		
Interest Expense	\$ -	\$ 5,226.38
Non-Cash Donations:		
Management and General	\$ -	\$ 87,124.45
Items for Annual Auction	-	26,200.15
Items for Capital Projects	-	-
Stock	-	224,897.45

The accompanying notes are an integral part  
of the financial statements.

## **LABETTE COMMUNITY COLLEGE**

Parsons, Kansas

Notes to the Financial Statements  
For the Year Ended June 30, 2021

### **1. NATURE OF ACTIVITIES**

The financial statements of Labette Community College, Parsons, Kansas, have been prepared in accordance with accounting principles generally accepted in the United States of America. The Governmental Accounting Standards Board is the principal standard-setting body for establishing governmental accounting and financial reporting principles. The more significant of the College's accounting policies follow.

#### Reporting Entity

The financial reporting entity consist of the primary government, organizations for which the primary government is financially accountable and other organizations for which the nature and significance of their relationship with the primary government are such that exclusion could cause the financial statements to be misleading or incomplete.

#### Component Unit

The component unit section of the financial statements includes the financial data of the discretely presented component unit, the Labette Community College Foundation and Alumni Association. The component unit is reported separately to emphasize that it is legally separate from the College. The economic resources received or held by the component unit are held almost entirely for the direct benefit of the College. The Labette Community College Foundation and Alumni Association was formed to promote and foster the educational purposes of the College, and to create a fund to be used for any program, project or enterprise undertaken in the interest of the College. The Foundation acts largely as a fundraising organization, soliciting, receiving, managing and disbursing contributions on behalf of the College. Most of the contributions received are designated by the donors to be used for specific purposes or by specific departments. In these instances, the Foundation serves essentially as a conduit. Contributions that are not designated are used where the need is considered greatest, as determined by the Foundation board of directors. The Foundation can sue and be sued, and can buy, sell, or lease real property. The Foundation's financial statements should be included with the College's financial statements. Separate audited financial statements are prepared and are available at the Foundation, and can be requested from the College's controller. The Foundation is considered a component unit.

The College's component unit is a private not-for-profit organization that reports under FASB standards. As such, certain revenue recognition criteria and presentation features are different from GASB revenue recognition criteria and presentation features. No modifications have been made to the component unit's financial information in the College's financial report for these differences. The component unit's financial data has, however, been aggregated into like categories for presentation purposes.

## **2. SUMMARY OF SIGNIFICANT ACCOUNTING POLICIES**

### Basis of Accounting

For financial reporting purposes, the College is considered a special-purpose government engaged only in business-type activities. Accordingly, the College's financial statements have been prepared using the economic resources measurement focus and the accrual basis of accounting. Under the accrual basis, revenues are recognized when earned, and expenses are recorded when an obligation has been incurred. All significant intra-agency transactions have been eliminated.

### Cash and Cash Equivalents

For purposes of the statement of cash flows, the College considers all highly liquid investments with an original maturity date of three months or less to be cash equivalents.

### Investments

The College accounts for its investments at fair value. Changes in unrealized gain (loss) on the carrying value of investments are reported as a component of investment income in the statement of revenues, expenses, and changes in net assets.

### Accounts Receivable and Deferred Revenue

Accounts receivable consist of tuition and fee charges to students and auxiliary enterprise services provided to students, faculty and staff, the majority of each residing in the State of Kansas. Accounts receivable also includes amounts due from the Federal government, state and local governments, or private sources, in connection with reimbursement of allowable expenditures made pursuant to the College's grant and contracts. Accounts receivable also include taxes in process of collection for property taxes assessed and collected for the calendar year ending December 31, 2020.

In accordance with governing state statutes, property taxes levied during the current year are a revenue source to be used to finance the budget of the ensuing year. Taxes are assessed on a calendar year basis and become a lien on the property on November 1st of each year. The County Treasurer is the tax collection agent for all taxing entities within the County. Property owners have the option of paying one-half or the full amount of the taxes levied on or before December 20th during the year levied with the balance to be paid on or before May 10th of the ensuing year. State statutes prohibit the County Treasurer from distributing taxes collected in the year levied prior to January 1st of the ensuing year. Consequently, for revenue recognition purposes, taxes levied during the current year are not due and receivable until the ensuing year. Property taxes levied in December 2020 are recorded as taxes receivable. Approximately 2% to 7% of these taxes are normally distributed after June 30, 2021, and are presented as accounts receivable-taxes in process and deferred revenue to indicate that they are not appropriable. It is not practicable to apportion delinquent taxes held by the County Treasurer at the end of the year and, further, the amounts thereof are not material in relationship to the financial statements taken as a whole.

### Inventories

Inventories consist of books and supplies held for resale in the bookstore and are valued at cost, using the first-in, first-out method (FIFO).

### Noncurrent Cash and Cash Equivalents

Cash and cash equivalents that are externally restricted to make debt service payments, maintain sinking or reserve funds, or to purchase or construct capital or other noncurrent assets, are classified as noncurrent assets in the statement of net assets.

**2. SUMMARY OF SIGNIFICANT ACCOUNTING POLICIES** (Continued)

Capital Assets

Capital assets are stated at cost at the date of acquisition, or fair value at the date of donation in the case of gifts. For equipment, the College's capitalization policy includes all items with a unit cost of \$2,500.00 or more, and an estimated useful life of greater than one year. Renovations to building, infrastructure, and land improvements that significantly increase the value or extend the useful life of the structure are capitalized. Routine repairs and maintenance are charged to operating expense in the year in which the expense was incurred. Depreciation is provided on straight-line method over the estimated useful lives of the respective classes of property. Estimated useful lives are as follows:

Buildings	35 Years
Building Improvements	20 Years
Furniture	10 Years
Vehicles	5-7 Years
Equipment, including computers	3-7 Years

Accounts Receivable and Allowance for Doubtful Accounts

The College regularly extends unsecured credit to various students. The College uses the allowance method to account for uncollectible accounts receivable.

Compensated Absences

Employee vacation pay is accrued at year-end for financial statement purposes. The liability and expense incurred are recorded at year-end as accrued vacation payable in the statement of net assets, and a component of compensation and benefit expense in the statement of revenues, expenses, and changes in net assets.

Noncurrent Liabilities

Noncurrent liabilities include (1) principal amounts of revenue bonds payable, notes payable, and capital lease obligations with contractual maturities greater than one year; (2) estimated amounts for accrued compensated absences and other liabilities that will not be paid within the next fiscal year; or (3) other liabilities that although payable within one year, are to be paid from funds that are classified as noncurrent assets.

Net Position

The College's net position are classified as follows:

Invested in Capital Assets, Net of Related Debt: This represents the College's total investment in capital assets, net of accumulated depreciation, and outstanding debt obligations related to those capital assets. To the extent debt has been incurred but not yet expended for capital assets, such amounts are not included as a component of investment in capital assets, net of related debt.

Restricted Net Position – Expendable: Restricted expendable net position include resources in which the College is legally or contractually obligated to spend resources in accordance with restrictions imposed by external third parties.

Restricted Net Position – Nonexpendable: Nonexpendable restricted net position consist of endowment and similar type funds in which donors or other outside sources have stipulated, as a condition of the gift instrument, that the principal is to be maintained inviolate and in perpetuity, and invested for the purpose of producing present and future income, which may either be expended or added to principal.

## 2. **SUMMARY OF SIGNIFICANT ACCOUNTING POLICIES** (Continued)

### Net Position (Continued)

Unrestricted Net Position: Unrestricted net position represent resources derived from student tuition and fees, state appropriations and sales and services of educational departments and auxiliary enterprises. These resources are used at the discretion of the governing board to meet current expenses for any purpose. These resources also include auxiliary enterprises, which are substantially self-supporting activities that provide services for students, faculty, and staff.

When an expense is incurred that can be paid using either restricted or unrestricted resources, the College's policy is to first apply the expense towards restricted resources, and then towards unrestricted resources.

### Income Taxes

The College, as a political subdivision of the State of Kansas, is excluded from Federal income taxes under Section 115(1) of the Internal Revenue Code, as amended. The Foundation is exempt from income taxes under Section 501(C)(3) of the Internal Revenue Code.

### Classification of Revenues

The College has classified its revenues as either operating or nonoperating revenues according to the following criteria:

*Operating revenues:* Operating revenues include activities that have the characteristics of exchange transactions, such as (1) student tuition and fees, net of scholarship discounts and allowances, (2) sales of services of auxiliary enterprises, net of scholarship discounts and allowances, and (3) most Federal, state and local grants and contracts, and Federal appropriations.

*Nonoperating revenues:* Nonoperating revenues include activities that have the characteristics of nonexchange transactions, such as gifts and contributions, and other revenue sources that are defined as nonoperating revenues by GASB No. 9, *Reporting Cash Flows of Proprietary and Nonexpendable Trust Funds and Government Entities that use Proprietary Fund Accounting*, and GASB No. 34, such as state appropriations and investment income.

### Scholarship Discounts and Allowances

Student tuition and fee revenues, and certain other revenues from students, are reported net of scholarship discounts and allowances in the statements of revenues, expenses, and changes in net assets. Scholarship discounts and allowances are the difference between the stated charge and the goods and services provided by the College, and the amount that is paid by students and/or third parties making payments on the students' behalf. Certain governmental grants, such as Pell grants, and other Federal, state or nongovernmental programs, are recorded as either operating or nonoperating revenues in the College's financial statements. To the extent that revenues from such programs are used to satisfy tuition and fees and other student charges, the College has recorded a scholarship discount and allowance.

### Accounting Estimates

The preparation of financial statements in conformity with accounting principles generally accepted in the United States of America requires management to make estimates and assumptions that affect the reported amounts of assets and liabilities at the date of the financial statements and the reported amounts of revenues and expenses during the reporting period. Actual results could differ from those estimates.

## 2. **SUMMARY OF SIGNIFICANT ACCOUNTING POLICIES** (Continued)

### Pension Plan

Substantially all full-time College employees are members of the State of Kansas Public Employees Retirement System which is a multi-employer state-wide pension plan. The College's policy is to fund all pension costs accrued; such costs to be funded are actuarially determined annually by the State.

### Budgetary Information

Kansas statutes require that an annual operating budget be legally adopted for current funds - unrestricted and plant funds (unless specifically exempted by statute). The statutes provide for the following sequence and timetable in the adoption of the legal annual operating budget:

1. Preparation of the budget for the succeeding fiscal year on or before August 1st.
2. Publication in local newspaper of the proposed budget and notice of public hearing on the budget on or before August 5th.
3. Public hearing on or before August 15th, but at least ten days after publication of notice of hearing.
4. Adoption of the final budget on or before August 25th.

The statutes allow for the governing body to increase the originally adopted budget for previously unbudgeted increases in revenue other than ad valorem property taxes. To do this, a notice of public hearing to amend the budget must be published in the local newspaper. At least ten days after publication the hearing may be held and the governing body may amend the budget at that time. There were no such budget amendments for this year.

The statutes permit transferring budgeted amounts between line items within an individual fund. However, such statutes prohibit expenditures in excess of the total amount of the adopted budget of expenditures of individual funds.

Annual operating budgets are prepared using the cash basis of accounting, modified further by the recording of accounts payable and encumbrances. Revenue is recognized when cash is received. Expenditures include cash disbursements, accounts payable, and encumbrances. Encumbrances are commitments by the municipality for future payments and are supported by a document evidencing the commitment, such as a purchase order or contract. All unencumbered appropriations (legal budget expenditure authority) lapse at year-end.

A legal operating budget is not required for a Current Fund – Agency Funds.

Spending in funds which are not subject to the legal annual operating budget requirement are controlled by federal regulations, other statutes, or by the use of internal spending limits established by the governing body.

## 3. **STEWARDSHIP, COMPLIANCE, AND ACCOUNTABILITY**

### Compliance with Kansas Statutes

Supplementary Schedules 3 to 7 have been prepared in order to show compliance with the cash basis and budget laws of Kansas. Based upon these schedules, the College was in apparent compliance with Kansas cash basis and budget laws.

#### **4. DEPOSITS**

##### Primary Institution:

K.S.A 9-1401 establishes the depositories which may be used by the College. The statute requires banks eligible to hold the College's funds have a main branch or branch bank in the county in which the College is located and the bank provide an acceptable rate of return on funds. In addition, K.S.A. 9-1402 requires the banks to pledge securities for deposits in excess of FDIC coverage. The College has no other policies that would further limit interest rate risk.

K.S.A 12-1675 limits the College's investment of idle funds to time deposits, open accounts, and certificates of deposit with allowable financial institutions; U.S. Government securities; temporary notes; no-fund warrants; repurchase agreements; and the Kansas Municipal Investment Pool. The College has no investment policy that would further limit its investment choices.

*Concentration of credit risk.* State statutes place no limit on the amount the Government may invest in any one issuer as long as the investments are adequately secured under K.S.A. 9-1402 and 9-1405.

*Custodial credit risk – deposits.* Custodial credit risk is the risk that in the event of a bank failure, the College's deposits may not be returned to it. State statutes require the College's deposits in financial institutions to be entirely covered by federal depository insurance or by collateral held under a joint custody receipt issued by a bank within the State of Kansas, the Federal Reserve Bank of Kansas City, or the Federal Home Loan Bank of Topeka. All deposits were legally secured at June 30, 2021.

At year-end, the College's carrying amount of the deposits was \$5,712,717.38 and the bank balance was \$5,915,326.45. The bank balance was held by one bank resulting in a concentration of credit risk. Of the bank balance, \$250,000.00 was covered by FDIC insurance and \$5,665,326.45 was collateralized with pledged securities held by the pledging financial institutions' agents in the College's name.

##### Component Unit:

At year-end, the Foundation's carrying amount of the deposits including certificates of deposit was \$3,124,833.38 and the bank balance was \$3,548,473.22. The bank balance was held by three banks and two investment companies resulting in a concentration of credit risk. Of the bank balance, \$1,593,745.16 was covered by FDIC insurance, \$1,697,364.68 was covered by a repurchase agreement signed with the bank, and the remaining \$257,363.28 was covered by SIPC insurance.

#### **5. INVESTMENTS**

##### Component Unit:

##### Investment Policy

The Primary objective of the Foundation's investment policy is to provide for long-term growth of principal and income within reasonable risk on continuing and consistent basis. Emphasis shall be on maintaining growth of assets, net of inflation and fees. Over a period of time, the minimum goal for the total return of the fund should be the current rate of inflation plus 3 to 7%.

The investment objective requires a disciplined and consistent management philosophy. The objectives do not call for a philosophy which represents extreme positions or opportunistic styles. The portfolio shall be diversified with both fixed income and equity holdings. The purpose of such diversification is to provide reasonable assurance that no single security or class of securities will have a disproportionate impact of the total portfolio.



## 5. **INVESTMENTS** (Continued)

### Component Unit:

#### Investment Policy (Continued)

Investments are made under the direction of the Board of Directors. Equity investments and other investments are recorded at fair values subject to comments on Investments under the summary of accounting policies.

Investments at June 30, 2021, are comprised of the following:

<u>Investment</u>	<u>Fair Value</u>
Corporate Bonds	\$ 136,040.17
U.S. Treasury Securities	112,458.50
	<u>\$ 248,498.67</u>

## 6. **FAIR VALUE MEASUREMENTS**

### Component Unit:

The framework for measuring fair value provides a fair value hierarchy that prioritizes the inputs to valuation techniques used to measure fair value. The hierarchy gives the highest priority to unadjusted quoted prices in active markets for identical assets or liabilities (level 1) and the lowest priority to unobservable inputs (level 3). The three levels of the fair value hierarchy under FASB ASC 820 are described as follows:

Level 1. Inputs to the valuation methodology are unadjusted quoted prices for identical assets or liabilities in active markets that the Foundation has the ability to access.

Level 2. Inputs to the valuation methodology include:

- quoted prices for similar assets or liabilities in active markets;
- quoted prices for identical or similar assets or liabilities in inactive markets;
- inputs other than quoted prices that are observable for the asset or liability;
- inputs that are derived principally from or corroborated by observable market data by correlation or other means.
- If the asset or liability has a specified (contractual) term, the level 2 input must be observable for substantially the full term of the asset or liability.

Level 3. Inputs to the valuation methodology are unobservable and significant to the fair value measurement.

The asset or liability's fair value measurement level within the fair value hierarchy is based on the lowest level of any input that is significant to the fair value measurement. Valuation techniques used need to maximize the use of observable inputs and minimize the use of unobservable inputs.

The following is a description of the valuation methodologies used for assets measured at fair value. There have been no changes in the methodologies used at June 30, 2021.

U.S. government securities: Valued using pricing models maximizing the use of observable inputs for similar securities.

**6. FAIR VALUE MEASUREMENTS** (Continued)

Corporate Bonds: Valued using pricing models maximizing the use of observable inputs for similar securities. This includes basing the value on yields currently available on comparable securities of issuers with similar credit rates.

	June 30, 2021			
	Level 1	Level 2	Level 3	Total
Corporate Bonds	\$ --	\$ 136,040.17	\$ --	\$ 136,040.17
U.S. Treasury Securities	--	112,458.50	--	112,458.50
Totals	<u>\$ --</u>	<u>\$ 248,498.67</u>	<u>\$ --</u>	<u>\$ 248,498.67</u>

**7. INVESTMENTS IN PARSONS AREA COMMUNITY FOUNDATION**

Component Unit

The Foundation has established a fund with the Parsons Area Community Foundation as a vehicle for donors to donate for the benefit of the Foundation. Donor contributions are held at the Parsons Area Community Foundation, who will invest the funds and make distributions available upon request on an annual basis. If the income is not distributed in a particular calendar year, the undistributed net income for such year shall be added to the principal. The value of the funds held as Agency funds at June 30, 2021 is \$1,752,470.78.

**8. ACCOUNTS RECEIVABLE, NET**

Accounts receivable at June 30, 2021, consisted of the following:

	<u>Primary Institution</u>
Current:	
Taxes in Process	\$ 357,244.14
Federal Grants	956,568.83
Student Accounts	133,108.68
Total Current	<u>\$1,446,921.65</u>

The College uses the allowance method to account for uncollectible accounts receivable. Accounts receivable are presented net of an allowance for uncollectible accounts of \$1,629,249.09 at June 30, 2021.

**9. INVENTORIES**

Inventories consisted of the following at June 30, 2021:

Book Store Inventory	
Cherokee Retail	\$ 734.88
Food Service	7,016.78
	<u>\$ 7,751.66</u>

**10. UNCONDITIONAL PROMISES TO GIVE**

Component Unit:

Unconditional promises to give at June 30, 2021, consist of the following:

Capital Campaign	
Less than one year	\$ 429,725.83
One to five years	<u>296,608.09</u>
Scholarships	
Less than one year	4,857.64
One to five years	<u>3,000.00</u>
	<u>\$ 734,191.56</u>

Uncollectible amounts for unconditional promises to give are expected to be insignificant. Accordingly, no provision is made for uncollectible amounts.

**11. LEASE AGREEMENTS**

The College has entered into various number of rental agreements for the rental of office space, office equipment and billboards used for advertising. Total rent payments made under these agreements during the year ended June 30, 2021, was \$23,535.65. Future minimum rental payments are as follows:

06/30/2022	\$ 5,108.52
06/30/2023	3,831.39

## 12. CAPITAL ASSETS

### Primary Institution:

Following are the changes in capital assets for the year ended June 30, 2021:

	Balance 06/30/2020	Additions	Retirements	Transfers	Balance 06/30/2021
Capital assets not being depreciated					
Construction in progress	\$ 265,493.55	\$ 538,786.95	\$ -	\$ -	\$ 804,280.50
Other capital assets					
Buildings, land, and improvements	21,562,522.91	276,368.00	-	363,000.00	22,201,890.91
Buildings under capital lease	363,000.00	-	-	(363,000.00)	-
Leasehold improvements	10,442.59	-	-	-	10,442.59
Equipment	2,154,821.41	393,489.55	(423,168.06)	-	2,125,142.90
Software	620,761.26	-	(38,283.36)	-	582,477.90
Vehicles	195,505.73	28,029.50	-	-	223,535.23
Total other capital assets	<u>24,907,053.90</u>	<u>697,887.05</u>	<u>(461,451.42)</u>	<u>-</u>	<u>25,143,489.53</u>
Accumulated depreciation					
Buildings, land, and improvements	10,865,179.88	613,202.52	-	166,834.52	11,645,216.92
Building under capital lease	166,834.52	-	-	(166,834.52)	-
Leasehold improvements	1,408.73	945.93	-	-	2,354.66
Equipment	1,686,541.43	158,992.78	(416,781.38)	-	1,428,752.83
Software	620,761.26	-	(38,283.36)	-	582,477.90
Vehicles	175,102.55	11,458.20	-	-	186,560.75
Total accumulated depreciation	<u>13,515,828.37</u>	<u>784,599.43</u>	<u>(455,064.74)</u>	<u>-</u>	<u>13,845,363.06</u>
Total net capital assets	<u>\$ 11,656,719.08</u>	<u>\$ 178,781.17</u>	<u>\$ 259,106.87</u>	<u>\$ 538,786.95</u>	<u>\$ 12,102,406.97</u>

### Component Unit:

Following are the changes in capital assets for the year ended June 30, 2021:

	Audit Balance 06/30/2020	Additions	Retirements	Audit Balance 06/30/2021
Capital Assets Not being Depreciated				
Land	\$ 20,000.00	\$ -	\$ -	\$ 20,000.00
Sub-Total	<u>20,000.00</u>	<u>-</u>	<u>-</u>	<u>20,000.00</u>
Other Capital Assets				
Buildings and Improvements	108,892.40	-	-	108,892.40
Sub-Total	<u>108,892.40</u>	<u>-</u>	<u>-</u>	<u>108,892.40</u>
Total Capital Assets	<u>128,892.40</u>	<u>-</u>	<u>-</u>	<u>128,892.40</u>
Accumulated Depreciation				
Buildings and Improvements	(30,713.24)	(2,792.11)	-	(33,505.35)
	<u>(30,713.24)</u>	<u>(2,792.11)</u>	<u>-</u>	<u>(33,505.35)</u>
Net Capital Assets	<u>\$ 98,179.16</u>	<u>\$ (2,792.11)</u>	<u>\$ -</u>	<u>\$ 95,387.05</u>

### **13. OTHER POST EMPLOYMENT BENEFITS**

#### *Description of Pension Plan*

The College participates in a cost-sharing multiple-employer pension plan (Pension Plan), as defined in Governmental Accounting Standards Board Statement No. 67, *Financial Reporting for Pension Plans*. The Pension Plan is administered by the Kansas Public Employees Retirement System (KPERS), a body corporate and an instrumentality of the State of Kansas. KPERS provides benefit provisions to the following statewide pension groups under one plan, as provided by K.S.A. 74, article 49:

- Public employees, which includes:
  - State/School employees
  - Local employees
- Police and Firemen
- Judges

Substantially all public employees in Kansas are covered by the Pension Plan. Participation by local political subdivisions is optional, but irrevocable once elected. Those employees participating in the Pension Plan for the College are included in the State/School employee group.

KPERS issues a stand-alone comprehensive annual financial report, which is available on the KPERS website at [www.kpers.org](http://www.kpers.org).

#### *Special Funding Situation*

The employer contributions for the College, as defined in K.S.A. 74-4931 (2) and (3), are made by the State of Kansas on behalf of the College. Therefore, the College is considered to be in a special funding situation as defined by GASB Statement No. 68. Accordingly, the State is required to recognize its proportionate share of the net pension liability, deferred outflows of resources, deferred inflows of resources and expense for the pension plan attributable to the College. The College records revenue and pension expense in an amount equal to the expense recognized by the State on behalf of the College.

**13. OTHER POST EMPLOYMENT BENEFITS** (Continued)

*Benefits*

Benefits are established by statute and may only be changed by the General Assembly. Members with ten or more years of credited service, may retire as early as age 55, with an actuarially reduced monthly benefit. Normal retirement is at age 65, age 62 with ten years of credited service, or whenever a member's combined age and years of service equal 85.

Monthly retirement benefits are based on a statutory formula that includes final average salary and years of service. When ending employment, members may withdraw their contributions from their individual accounts, including interest. Members who withdraw their accumulated contributions lose all rights and privileges of membership. For all pension coverage groups, the accumulated contributions and interest are deposited into and disbursed from the membership accumulated reserve fund as established by K.S.A. 74-4922.

Members choose one of seven payment options for their monthly retirement benefits. At retirement a member may receive a lump-sum payment of up to 50% of the actuarial present value of the member's lifetime benefit. His or her monthly retirement benefit is then permanently reduced based on the amount of the lump sum. Benefit increases, including ad hoc post-retirement benefit increases, must be passed into law by the Kansas Legislature. Benefit increases are under the authority of the Legislature and the Governor of the State of Kansas. For all pension coverage groups, the retirement benefits are disbursed from the retirement benefit payment reserve fund as established by K.S.A. 74-4922.

*Contributions*

Member contributions are established by state law, and are paid by the employee according to the provisions of Section 414(h) of the Internal Revenue Code. State law provides that the employer contribution rates are determined based on the results of an annual actuarial valuation. The contributions and assets of all groups are deposited in the Kansas Public Employees Retirement Fund established by K.S.A. 74-4921. All of the retirement systems are funded on an actuarial reserve basis.

For fiscal years beginning in 1995, Kansas legislation established statutory limits on increases in contribution rates for KPERS employers. Annual increases in the employer contribution rates related to subsequent benefit enhancements are not subject to these limitations. The statutory cap increase over the prior year contribution rate is 1.2% of total payroll.

The actuarially determined employer contribution rates and the statutory contribution rates for school employees are 15.59% and 14.23%, respectively. KPERS has multiple benefit structures and contribution rates depending on whether the employee is a KPERS 1, KPERS 2 or KPERS 3 member. KPERS 1 members are active and contributing members hired before July 1, 2009. KPERS 2 members were first employed in a covered position on or after July 1, 2009 and KPERS 3 members were first employed in a covered position on or after January 1, 2015. Effective January 1, 2015, Kansas law established the KPERS member-employee contribution rate of 6% of covered salary for KPERS 1, KPERS 2 and KPERS 3 members.

**13. OTHER POST EMPLOYMENT BENEFITS (Continued)**

*Employer and Nonemployer Allocations*

Although KPERS administers one cost-sharing multiple-employer defined benefit pension plan, separate (sub) actuarial valuations are prepared to determine the actuarial determined contribution rate by group. Following this method, the measurement of the collective net pension liability, deferred outflows of resources, deferred inflows of resources, and pension expense are determined separately for each of the following groups of the plan:

- State/School
- Local
- Police and Firemen
- Judges

To facilitate the separate (sub) actuarial valuations, KPERS maintains separate accounts to identify additions, deductions, and fiduciary net position applicable to each group. The allocation percentages presented for each group in the schedule of employer and nonemployer allocations are applied to amounts presented in the schedules of pension amounts by employer and nonemployer.

The individual employer allocation percentages for the pension amounts were based on the ratio of the employer and nonemployer contributions for the individual employer in relation to the total of all employer and nonemployer contributions of the group.

At June 30, 2020, the proportion recognized by the State of Kansas on behalf of the College was .1220020%, which was an increase of .1208012% from the proportion measured at June 30, 2019.

*Net Pension Liability*

At June 30, 2020 and 2019, the proportionate share of the net pension liability recognized by the State of Kansas that was attributable to the College was \$9,115,907.00 and \$7,766,151.00, respectively.

*Actuarial Assumptions*

The total pension liability was determined by an actuarial valuation as of December 31, 2019, which was rolled forward to June 30, 2020, using the following actuarial assumptions:

Price inflation	2.75%
Salary increases, including wage increases	3.25 to 11.75%, including inflation
Long-term rate of return, net of investment expense, and including price inflation	7.50%

Mortality rates were based on the RP-2014 Mortality Tables, with setback and age set forward as well as other adjustments based on different membership groups.

The actuarial assumptions used in the December 31, 2019 valuation were based on the results of an actuarial experience study conducted for the period of January 1, 2016 through December 31, 2018. The experience study is dated January 7, 2020.

**13. OTHER POST EMPLOYMENT BENEFITS** (Continued)

The long-term expected rate of return of pension plan investments was determined using a building-block method in which best-estimate ranges of expected future real rates of return (expected returns, net of pension plan investment expense and inflation) are developed for each major asset class. These ranges are combined to produce the long-term expected rate of return by weighting the expected future real rates of return by the target asset allocation percentage and by adding expected inflation. Best estimates of arithmetic real rates of return for each major asset class as of the most recent experience study dated, January 7, 2020, as provided by KPERS' investment consultant, are summarized in the following table:

Asset Class	Long-Term Target Allocation	Long-Term Expected Real Rate of Return
U.S. Equities	23.50%	5.20%
Non-U.S. Equities	23.50	6.40
Private Equity	8.00	9.50
Private Real Estate	11.00	4.45
Yield Driven	8.00	4.70
Real Return	11.00	3.25
Fixed Income	11.00	1.55
Short Term Investments	4.00	0.25
Total	100.00%	

*Discount Rate:* The discount rate used to measure the total pension liability was 7.50%. The projection of cash flows used to determine the discount rate assumed that contributions from plan members will be made at the current contribution rate and that contributions from school districts will be made at contractually required rates, actuarially determined. Based on those assumptions, the pension plan's fiduciary net position was projected to be available to make all projected future benefit payments of current plan members. Therefore, the long-term expected rate of return on pension plan investments was applied to all periods of projected benefit payments to determine the total pension liability.

*Revenue and Pension Expense Recorded by the College:* For the year ended June 30, 2021, the College recognized revenue and pension expense in an equal amount of \$876,989.40.

As provided by K.S.A. 12-5040, the local government allows retirees to participate in the group health insurance plan. While each retiree pays the full amount of the applicable premium, conceptually, the local government is subsidizing the retirees because each participant is charged a level of premium regardless of age. However, the cost of this subsidy has not been quantified in these financial statements.

Under the Consolidated Omnibus Budget Reconciliation Act (COBRA), the government makes health care benefits available to eligible former employees and eligible dependents. Certain requirements are outlined by the federal government for this coverage. The premium is paid in full by the insured. There is no cost to the government under this program.



**14. COMPENSATED ABSENCES**

Administrators and professional staff hired to work 12 months per year on a one-half time or more basis, earn vacation time according to the following schedule:

- 0 to 4 years of service – 12 workdays per year
- 5 + years of service – 20 workdays per year

Administrators and professional staff hired to work 9 to 11 months per year on a one-half time or more basis will not be granted vacation time. Instead of vacation, they will be granted four personal days per contract year that may be used in the same manner as vacation.

Vacation leave and personal days may be accumulated to a maximum of 30 days. At the termination of employment, the employee will be compensated at their current rate of pay for earned but unused vacation or personal days.

The provision for and accumulation of sick leave is based upon employment classification and years of service. Employees are not paid for accumulated sick leave upon termination.

The College accrues a liability for compensated absences which meet the following criteria:

1. The College's obligation relating to employees' rights to receive compensation for future absences is attributable to employees' services already rendered.
2. The obligation relates to rights that vest or accumulate.
3. Payment of the compensation is probable.
4. The amount can be reasonably estimated.

In accordance with the above criteria, the College has accrued a liability for vacation and personal days and not recorded a liability for sick leave which has been earned, but not taken, inasmuch as the amount cannot be reasonably estimated.

**15. EMPLOYEE BENEFIT PLANS**

The College has a 403(b) plan available for its employees. An employee is eligible to participate from the date of hire. The College will match contributions of up to \$40.00 per month or \$480.00 per year to the plan. Employer contributions will vest according to the following schedule:

Years of Service (from date of hire)	Vesting %
5	25%
6	40%
7	55%
8	70%
9	85%
10	100%

Total contributions made by the College into the plan on behalf of the employees for the year ended June 30, 2021, was \$58,985.00.

## **16. CONTINGENT LIABILITIES**

Amounts received or receivable from grantor agencies are subject to audit and adjustment by grantor agencies, principally the federal government. Any disallowed claims, including amounts already collected, may constitute a liability of the applicable funds. The amount, if any, of expenditures which may be disallowed by the grantor cannot be determined at this time, although the College expects such amounts, if any, to be immaterial.

In January 2020, the novel coronavirus “COVID-19” pandemic in the United States has resulted in school buildings being closed, activities canceled and the temporary closure of operating hours for the offices. There is unprecedented uncertainty surrounding the duration of the pandemic, its potential economic ramifications, and any government actions to mitigate them. Accordingly, while management cannot quantify the financial and other impact to the College as of the date of this report, management believes that a material impact on the College’s financial position and results of future operations is reasonably possible.

## **17. RISK MANAGEMENT**

The College is exposed to various risks of loss related to torts; theft of, damage to, or destruction of assets; errors and omissions; injuries to employee; employees’ health and life; and natural disasters. The College manages these risks of loss through the purchase of insurance policies.

## **18. CONCENTRATION OF RISK**

### Component Unit:

7.36% of the Foundation’s monies are invested in corporate bonds and US treasury securities. The effect in the future on the Foundation’s portfolio is unknown and is subject to market economic conditions.

## **19. RELATED PARTY TRANSACTIONS**

The Labette Community College Foundation and Alumni Association was formed to promote and foster the educational purposes of the College, and to create a fund to be used for any program, project, or enterprise undertaken in the interest of the College. The Foundation acts largely as a fund raising organization, soliciting, receiving, managing, and disbursing contributions on behalf of the College. Most of the contributions received are designated by the donors to be used for specific purposes or by specific departments. In these instances, the Foundation serves essentially as a conduit. Contributions that are not designated are used where the need is considered greatest, as determined by the Foundation’s board of directors. The Foundation collected capital campaign money and disbursed to the College for the years ended June 30, 2021, \$19,400.00. The Foundation also collected capital campaign money and distributed on behalf of the College \$561,585.22 in the form of direct payments for construction of the College Athletic facility. The Foundation disbursed to the College for the years ended June 30, 2021, \$103,434.10 for scholarships. The College disbursed on behalf of the Foundation donated services and facilities for the years ended June 30, 2021, \$87,124.45.

**20. RESTRICTED NET POSITION**

Component Unit:

Net position with donor restrictions

Donation balances received & restricted to use within the following programs:

Restricted by donor with time or purpose restriction	\$ 3,162,614.49
Restricted by donor - Endowments	<u>759,170.05</u>
Total Net Position with Restrictions	<u>\$ 3,921,784.54</u>

**21. ENDOWMENTS**

Component Unit:

On June 30, 2021 the Foundation Endowments are summarized in the following table:

Donor-Restricted Endowment Funds	\$ 759,170.05
Board-Designated Endowment Funds	- -
Total Funds	<u>\$ 759,170.05</u>

Changes in endowments as of June 30, 2021 are as follows:

	Permanently Restricted
Endowments, Beginning of the Year	\$ 624,281.34
Contributions	<u>134,888.71</u>
Endowments, End of Year	<u>\$ 759,170.05</u>

All endowment funds are considered to be permanently restricted. Therefore the spending policy does not allow for distribution of these funds. Investment income from these funds is considered to be unrestricted unless otherwise designated.

**22. INTERFUND TRANSFERS**

Operating transfers were as follows:

<u>From Fund:</u>	<u>To Fund:</u>	<u>Reason</u>	<u>Amount</u>
General	Postsecondary Technical Education	Operating Expenses	\$ 903,737.28
General	Auxiliary Enterprise	Operating Expenses	69,787.96
General	Miscellaneous Grants	Operating Expenses	14,363.28

Transfers are used to (1) move revenues from the fund that statute or budget requires to collect them to the fund that statute or budget requires to expend them, and (2) use unrestricted revenue collected in the general fund to finance various programs accounted for in other funds in accordance with budgetary authorizations.

**23. SUBSEQUENT EVENTS**

The College evaluated events and transactions occurring subsequent to June 30, 2021, there were no subsequent events requiring recognition in the financial statements. Additionally, there were no nonrecognized subsequent events requiring disclosure.

## **SUPPLEMENTARY INFORMATION**

**LABETTE COMMUNITY COLLEGE**  
 Parsons, Kansas  
 Combining Schedule of Net Position - Primary Institution  
 June 30, 2021

ASSETS	GENERAL	POSTSECONDARY TECHNICAL EDUCATION	ADULT EDUCATION	UNEXPENDED (CAPITAL OUTLAY)	AUXILIARY ENTERPRISE	FEDERAL PELL GRANTS
<b>Current Assets</b>						
Cash and Cash Equivalents	\$ 4,828,332.88	\$ 251,766.13	\$ 85,680.63	\$ -	\$ 5,724.83	\$ 5,565.73
Receivables - Taxes in Process	353,207.31	-	4,036.83	-	-	-
Receivables - Federal	-	-	-	-	-	15,145.00
Receivables - Other Receivables	121,197.17	-	-	-	131.11	-
Inventories	-	-	-	-	7,751.66	-
Prepaid Expenses	146,938.39	-	-	-	-	-
<b>Total Current Assets</b>	<u>5,449,675.75</u>	<u>251,766.13</u>	<u>89,717.46</u>	<u>-</u>	<u>13,607.60</u>	<u>20,710.73</u>
<b>Noncurrent Assets</b>						
Cash and Cash Equivalents	-	-	-	1,247,747.96	-	-
Capital Assets	-	-	-	-	-	-
Accumulated Depreciation	-	-	-	-	-	-
<b>Total Noncurrent Assets</b>	<u>-</u>	<u>-</u>	<u>-</u>	<u>1,247,747.96</u>	<u>-</u>	<u>-</u>
<b>TOTAL ASSETS</b>	<u>\$ 5,449,675.75</u>	<u>\$ 251,766.13</u>	<u>\$ 89,717.46</u>	<u>\$ 1,247,747.96</u>	<u>\$ 13,607.60</u>	<u>\$ 20,710.73</u>
<b>LIABILITIES AND NET POSITION</b>						
<b>LIABILITIES</b>						
<b>Current Liabilities</b>						
Accounts Payable	\$ 312,062.96	\$ 60,444.77	\$ -	\$ -	\$ 5,724.83	\$ 15,145.00
Accrued Wages	161,286.64	127,679.66	-	-	-	-
Deferred Revenue	448,532.70	-	4,036.83	-	-	-
Grant Advance	-	-	-	-	-	-
Compensated Absences	278,088.60	63,641.70	-	-	6,314.34	-
<b>Total Current Liabilities</b>	<u>1,199,970.90</u>	<u>251,766.13</u>	<u>4,036.83</u>	<u>-</u>	<u>12,039.17</u>	<u>15,145.00</u>
<b>TOTAL LIABILITIES</b>	<u>1,199,970.90</u>	<u>251,766.13</u>	<u>4,036.83</u>	<u>-</u>	<u>12,039.17</u>	<u>15,145.00</u>
<b>NET POSITION</b>						
Investment in capital assets, net of related debt	-	-	-	-	-	-
Unrestricted	4,249,704.85	-	85,680.63	1,247,747.96	1,568.43	5,565.73
<b>TOTAL NET POSITION</b>	<u>4,249,704.85</u>	<u>-</u>	<u>85,680.63</u>	<u>1,247,747.96</u>	<u>1,568.43</u>	<u>5,565.73</u>
<b>TOTAL LIABILITIES AND NET POSITION</b>	<u>\$ 5,449,675.75</u>	<u>\$ 251,766.13</u>	<u>\$ 89,717.46</u>	<u>\$ 1,247,747.96</u>	<u>\$ 13,607.60</u>	<u>\$ 20,710.73</u>

**LABETTE COMMUNITY COLLEGE**  
 Parsons, Kansas  
 Combining Schedule of Net Position - Primary Institution  
 June 30, 2021

	FEDERAL DIRECT LOANS	FEDERAL SEOG GRANTS	FEDERAL WORK STUDY	MISCELLANEOUS GRANTS	TRIO- STUDENT SUPPORT SERVICES GRANT	TALENT SEARCH GRANT
<b>ASSETS</b>						
<b>Current Assets</b>						
Cash and Cash Equivalents	\$ 1,594.25	\$ -	\$ -	\$ (6,277.02)	\$ 3,882.77	\$ 673.19
Receivables - Taxes in Process	-	-	-	-	-	-
Receivables - Federal	6,433.00	-	-	-	-	-
Receivables - Other Receivables	-	-	-	11,780.40	-	-
Inventories	-	-	-	-	-	-
Prepaid Expenses	-	-	-	-	-	-
Total Current Assets	<u>8,027.25</u>	<u>-</u>	<u>-</u>	<u>5,503.38</u>	<u>3,882.77</u>	<u>673.19</u>
<b>Noncurrent Assets</b>						
Cash and Cash Equivalents	-	-	-	-	-	-
Capital Assets	-	-	-	-	-	-
Accumulated Depreciation	-	-	-	-	-	-
Total Noncurrent Assets	<u>-</u>	<u>-</u>	<u>-</u>	<u>-</u>	<u>-</u>	<u>-</u>
<b>TOTAL ASSETS</b>	<u><u>\$ 8,027.25</u></u>	<u><u>\$ -</u></u>	<u><u>\$ -</u></u>	<u><u>\$ 5,503.38</u></u>	<u><u>\$ 3,882.77</u></u>	<u><u>\$ 673.19</u></u>
<b>LIABILITIES AND NET POSITION</b>						
<b>LIABILITIES</b>						
<b>Current Liabilities</b>						
Accounts Payable	\$ 6,433.00	\$ -	\$ -	\$ -	\$ -	\$ -
Accrued Wages	-	-	-	-	-	-
Deferred Revenue	-	-	-	-	766.81	-
Grant Advance	-	-	-	-	-	673.19
Compensated Absences	-	-	-	5,503.38	-	-
Total Current Liabilities	<u>6,433.00</u>	<u>-</u>	<u>-</u>	<u>5,503.38</u>	<u>766.81</u>	<u>673.19</u>
<b>TOTAL LIABILITIES</b>	<u><u>6,433.00</u></u>	<u><u>-</u></u>	<u><u>-</u></u>	<u><u>5,503.38</u></u>	<u><u>766.81</u></u>	<u><u>673.19</u></u>
<b>NET POSITION</b>						
Investment in capital assets, net of related debt	-	-	-	-	-	-
Unrestricted	1,594.25	-	-	-	3,115.96	-
<b>TOTAL NET POSITION</b>	<u><u>1,594.25</u></u>	<u><u>-</u></u>	<u><u>-</u></u>	<u><u>-</u></u>	<u><u>3,115.96</u></u>	<u><u>-</u></u>
<b>TOTAL LIABILITIES AND NET POSITION</b>	<u><u>\$ 8,027.25</u></u>	<u><u>\$ -</u></u>	<u><u>\$ -</u></u>	<u><u>\$ 5,503.38</u></u>	<u><u>\$ 3,882.77</u></u>	<u><u>\$ 673.19</u></u>

**LABETTE COMMUNITY COLLEGE**  
Parsons, Kansas  
Combining Schedule of Net Position - Primary Institution  
June 30, 2021

	CARES ACT GRANTS	LABETTE COMMUNITY COLLEGE ACTIVITY	INVESTMENT IN PLANT	AGENCY FUNDS	TOTALS - PRIMARY INSTITUTION
<b>ASSETS</b>					
<b>Current Assets</b>					
Cash and Cash Equivalents	\$ (934,465.33)	\$ 74,513.90	\$ -	\$ 159,076.77	\$ 4,476,068.73
Receivables - Taxes in Process	-	-	-	-	357,244.14
Receivables - Federal	934,990.83	-	-	-	956,568.83
Receivables - Other Receivables	-	-	-	-	133,108.68
Inventories	-	-	-	-	7,751.66
Prepaid Expenses	-	-	-	-	146,938.39
<b>Total Current Assets</b>	<u>525.50</u>	<u>74,513.90</u>	<u>-</u>	<u>159,076.77</u>	<u>6,077,680.43</u>
<b>Noncurrent Assets</b>					
Cash and Cash Equivalents	-	-	-	-	1,247,747.96
Capital Assets	-	-	25,947,771.03	-	25,947,771.03
Accumulated Depreciation	-	-	(13,845,363.06)	-	(13,845,363.06)
<b>Total Noncurrent Assets</b>	<u>-</u>	<u>-</u>	<u>12,102,407.97</u>	<u>-</u>	<u>13,350,155.93</u>
<b>TOTAL ASSETS</b>	<u>\$ 525.50</u>	<u>\$ 74,513.90</u>	<u>\$ 12,102,407.97</u>	<u>\$ 159,076.77</u>	<u>\$ 19,427,836.36</u>
<b>LIABILITIES AND NET POSITION</b>					
<b>LIABILITIES</b>					
<b>Current Liabilities</b>					
Accounts Payable	\$ 525.50	\$ 310.00	\$ -	\$ -	\$ 400,646.06
Accrued Wages	-	-	-	-	288,966.30
Deferred Revenue	-	-	-	-	453,336.34
Grant Advance	-	-	-	-	673.19
Compensated Absences	-	-	-	-	353,548.02
<b>Total Current Liabilities</b>	<u>525.50</u>	<u>310.00</u>	<u>-</u>	<u>159,076.77</u>	<u>1,656,246.68</u>
<b>TOTAL LIABILITIES</b>	<u>525.50</u>	<u>310.00</u>	<u>-</u>	<u>159,076.77</u>	<u>1,656,246.68</u>
<b>NET POSITION</b>					
Investment in capital assets, net of related debt	-	-	12,102,407.97	-	12,102,407.97
Unrestricted	-	74,203.90	-	-	5,669,181.71
<b>TOTAL NET POSITION</b>	<u>-</u>	<u>74,203.90</u>	<u>12,102,407.97</u>	<u>-</u>	<u>17,771,589.68</u>
<b>TOTAL LIABILITIES AND NET POSITION</b>	<u>\$ 525.50</u>	<u>\$ 74,513.90</u>	<u>\$ 12,102,407.97</u>	<u>\$ 159,076.77</u>	<u>\$ 19,427,836.36</u>

## LABETTE COMMUNITY COLLEGE

Parsons, Kansas

Combining Schedule of Revenues, Expenses, and Changes in Net Position - Primary Institution  
For the Year Ended June 30, 2021

	GENERAL	POSTSECONDARY TECHNICAL EDUCATION	ADULT EDUCATION	AUXILIARY ENTERPRISE	UNEXPENDED (CAPITAL OUTLAY)	FEDERAL PELL GRANTS
<b>REVENUES</b>						
Operating Revenues						
Student Tuition and Fees	\$ 2,689,051.68	\$ 1,142,980.72	\$ -	\$ -	\$ -	\$ -
Federal Grants and Contracts	-	166,174.28	-	-	-	-
State Grants and Contracts	891,159.40	-	-	-	-	-
Sales and Services of Auxiliary Enterprises	-	-	-	104,639.28	-	-
Activity Fund Revenues	-	-	-	-	-	-
Miscellaneous Income	189,984.75	-	-	-	-	-
Total Operating Revenues	<u>3,770,195.83</u>	<u>1,309,155.00</u>	<u>-</u>	<u>104,639.28</u>	<u>-</u>	<u>-</u>
<b>EXPENSES</b>						
Operating Expenses						
Educational and General						
Instruction	1,729,043.67	1,941,527.55	48,182.00	-	-	-
Academic Support	371,934.84	233,993.44	-	-	-	-
Student Services	1,186,802.05	115,984.20	-	-	-	-
Institutional Support	3,760,796.69	904,075.85	-	-	-	-
Operation and Maintenance	769,031.20	170,383.24	-	-	538,786.95	-
Scholarships and Awards	16,170.00	-	-	-	-	1,758,506.00
Depreciation Expense	-	-	-	-	-	-
Auxiliary Enterprises	-	-	-	178,511.52	-	-
Total Operating Expenses	<u>7,833,778.45</u>	<u>3,365,964.28</u>	<u>48,182.00</u>	<u>178,511.52</u>	<u>538,786.95</u>	<u>1,758,506.00</u>
Operating Income (Loss)	<u>(4,063,582.62)</u>	<u>(2,056,809.28)</u>	<u>(48,182.00)</u>	<u>(73,872.24)</u>	<u>(538,786.95)</u>	<u>(1,758,506.00)</u>
Nonoperating Revenues (Expenses)						
State Appropriations	1,743,344.00	1,153,072.00	-	-	-	-
County Appropriations	5,564,362.54	-	63,572.40	-	-	-
Federal Pell Grants	-	-	-	-	-	1,758,506.00
Gifts and Contributions	-	-	-	-	558,186.95	-
Interest Income	11,083.15	-	-	-	-	-
Gain (Loss) on Sale of Assets	-	-	-	-	-	-
Debt Service	(121,000.00)	-	-	-	-	-
Operating Transfers	(987,888.52)	903,737.28	-	69,787.96	-	-
Increase (Decrease) in Net Position	2,146,318.55	-	15,390.40	(4,084.28)	19,400.00	-
Net Position - Beginning of Year	<u>2,103,386.30</u>	<u>-</u>	<u>70,290.23</u>	<u>5,652.71</u>	<u>1,228,347.96</u>	<u>5,565.73</u>
Net Position - End of Year	<u>\$ 4,249,704.85</u>	<u>\$ -</u>	<u>\$ 85,680.63</u>	<u>\$ 1,568.43</u>	<u>\$ 1,247,747.96</u>	<u>\$ 5,565.73</u>



**LABETTE COMMUNITY COLLEGE**

Parsons, Kansas

Combining Schedule of Revenues, Expenses, and Changes in Net Position - Primary Institution  
For the Year Ended June 30, 2021

	FEDERAL DIRECT LOANS	FEDERAL SEOG GRANTS	FEDERAL WORK STUDY	MISCELLANEOUS GRANTS	TRIO- STUDENT SUPPORT SERVICES GRANT	TALENT SEARCH GRANT
<b>REVENUES</b>						
Operating Revenues						
Student Tuition and Fees	\$ -	\$ -	\$ -	\$ -	\$ -	\$ -
Federal Grants and Contracts	762,439.00	40,000.00	40,000.00	-	275,153.27	335,868.81
State Grants and Contracts	-	-	-	58,902.00	-	-
Sales and Services of Auxiliary Enterprises	-	-	-	-	-	-
Activity Fund Revenues	-	-	-	-	-	-
Miscellaneous Income	-	-	-	4,905.13	-	-
Total Operating Revenues	<u>762,439.00</u>	<u>40,000.00</u>	<u>40,000.00</u>	<u>63,807.13</u>	<u>275,153.27</u>	<u>335,868.81</u>
<b>EXPENSES</b>						
Operating Expenses						
Educational and General						
Instruction	-	-	-	80,578.95	-	-
Academic Support	-	-	-	-	-	-
Student Services	-	-	-	-	275,153.27	335,868.81
Institutional Support	-	-	-	-	-	-
Operation and Maintenance	-	-	-	-	-	-
Scholarships and Awards	762,439.00	40,000.00	40,000.00	-	-	-
Depreciation Expense	-	-	-	-	-	-
Auxiliary Enterprises	-	-	-	-	-	-
Total Operating Expenses	<u>762,439.00</u>	<u>40,000.00</u>	<u>40,000.00</u>	<u>80,578.95</u>	<u>275,153.27</u>	<u>335,868.81</u>
Operating Income (Loss)	<u>-</u>	<u>-</u>	<u>-</u>	<u>(16,771.82)</u>	<u>-</u>	<u>-</u>
Nonoperating Revenues (Expenses)						
State Appropriations	-	-	-	-	-	-
County Appropriations	-	-	-	-	-	-
Federal Pell Grants	-	-	-	-	-	-
Gifts and Contributions	-	-	-	-	-	-
Interest Income	-	-	-	-	-	-
Gain (Loss) on Sale of Assets	-	-	-	-	-	-
Debt Service	-	-	-	-	-	-
Operating Transfers	-	-	-	14,363.28	-	-
Increase (Decrease) in Net Position	-	-	-	(2,408.54)	-	-
Net Position - Beginning of Year	<u>1,594.25</u>	<u>-</u>	<u>-</u>	<u>2,408.54</u>	<u>3,115.96</u>	<u>-</u>
Net Position - End of Year	<u>\$ 1,594.25</u>	<u>\$ -</u>	<u>\$ -</u>	<u>\$ -</u>	<u>\$ 3,115.96</u>	<u>\$ -</u>

**LABETTE COMMUNITY COLLEGE**

Parsons, Kansas

Combining Schedule of Revenues, Expenses, and Changes in Net Position - Primary Institution  
For the Year Ended June 30, 2021

	CARES ACT GRANTS	COMMUNITY COLLEGE ACTIVITY	INVESTMENT IN PLANT	SUB-TOTAL PRIMARY INSTITUTION	ELIMINATING INTER-COMPANY SCHOLARSHIPS	TOTALS - PRIMARY INSTITUTION
<b>REVENUES</b>						
Operating Revenues						
Student Tuition and Fees	\$ -	\$ -	\$ -	\$ 3,832,032.40	\$ (844,846.00)	\$ 2,987,186.40
Federal Grants and Contracts	2,858,931.11	-	-	4,478,566.47	(762,439.00)	3,716,127.47
State Grants and Contracts	-	-	-	950,061.40	-	950,061.40
Sales and Services of Auxiliary Enterprises	-	-	-	104,639.28	-	104,639.28
Activity Fund Revenues	-	89,318.60	-	89,318.60	-	89,318.60
Miscellaneous Income	-	-	-	194,889.88	-	194,889.88
Total Operating Revenues	<u>2,858,931.11</u>	<u>89,318.60</u>	<u>-</u>	<u>9,649,508.03</u>	<u>(1,607,285.00)</u>	<u>8,042,223.03</u>
<b>EXPENSES</b>						
Operating Expenses						
Educational and General						
Instruction	2,488,561.11	78,440.81	(606,313.69)	5,760,020.40	-	5,760,020.40
Academic Support	-	-	-	605,928.28	-	605,928.28
Student Services	-	-	(24,394.36)	1,889,413.97	-	1,889,413.97
Institutional Support	-	-	(41,250.00)	4,623,622.54	-	4,623,622.54
Operation and Maintenance	-	-	(564,715.95)	913,485.44	-	913,485.44
Scholarships and Awards	370,370.00	-	-	2,987,485.00	(1,607,285.00)	1,380,200.00
Depreciation Expense	-	-	784,599.43	784,599.43	-	784,599.43
Auxiliary Enterprises	-	-	-	178,511.52	-	178,511.52
Total Operating Expenses	<u>2,858,931.11</u>	<u>78,440.81</u>	<u>(452,074.57)</u>	<u>17,743,066.58</u>	<u>(1,607,285.00)</u>	<u>16,135,781.58</u>
Operating Income (Loss)	<u>-</u>	<u>10,877.79</u>	<u>452,074.57</u>	<u>(8,093,558.55)</u>	<u>-</u>	<u>(8,093,558.55)</u>
Nonoperating Revenues (Expenses)						
State Appropriations	-	-	-	2,896,416.00	-	2,896,416.00
County Appropriations	-	-	-	5,627,934.94	-	5,627,934.94
Federal Pell Grants	-	-	-	1,758,506.00	-	1,758,506.00
Gifts and Contributions	-	-	-	558,186.95	-	558,186.95
Interest Income	-	-	-	11,083.15	-	11,083.15
Gain (Loss) on Sale of Assets	-	-	(6,385.68)	(6,385.68)	-	(6,385.68)
Debt Service	-	-	121,000.00	-	-	-
Operating Transfers	-	-	-	-	-	-
Increase (Decrease) in Net Position	-	10,877.79	566,688.89	2,752,182.81	-	2,752,182.81
Net Position - Beginning of Year	-	63,326.11	11,535,719.08	15,019,406.87	-	15,019,406.87
Net Position - End of Year	<u>\$ -</u>	<u>\$ 74,203.90</u>	<u>\$ 12,102,407.97</u>	<u>\$ 17,771,589.68</u>	<u>\$ -</u>	<u>\$ 17,771,589.68</u>

**LABETTE COMMUNITY COLLEGE**  
Parsons, Kansas

Schedule of Revenues, Expenditures, and  
Changes in Unencumbered Cash – Budget and Actual

For the Year Ended June 30, 2021

Schedules 3 to 7 are prepared in accordance with Kansas cash basis and budget laws (Regulatory Basis), which differs from generally accepted accounting principles (GAAP Basis). Cash receipts are recognized when the cash balance of a fund is increased. For an interfund transaction, a cash receipt is recorded in the fund receiving the cash from another fund. Cash disbursements are recognized when the cash balance of a fund is decreased. For an interfund transaction, a cash disbursement is recorded in the fund in which the cash is transferred. Expenditures include cash disbursements, transfers, accounts payable and encumbrances – that is, commitments related to unperformed (executory) contracts for goods and services, and are usually evidenced by a purchase order or written contract.

**LABETTE COMMUNITY COLLEGE**

Parsons, Kansas

Schedule of Revenues, Expenditures, and Changes

in Unencumbered Cash - Budget and Actual

Current Funds - Unrestricted

General Fund (Regulatory Basis)

For the Year Ended June 30, 2021

(With Comparative Budget Basis Actual Amounts for the Year Ended June 30, 2020)

	Prior Year Budget Basis	Current Year				Variance Over (Under)
		Actual GAAP Basis	Adjustments Budget Basis	Actual Budget Basis	Budget	
<b>REVENUES</b>						
Student Tuition and Fees						
Tuition	\$ 848,740.86	\$ 1,353,874.38	\$ 69,076.32	\$ 1,422,950.70	\$ 2,117,236.00	\$ (694,285.30)
Student Fees	783,244.78	1,335,177.30	-	1,335,177.30	2,632,923.00	(1,297,745.70)
Total Student Tuition and Fees	1,631,985.64	2,689,051.68	69,076.32	2,758,128.00	4,750,159.00	(1,992,031.00)
Federal Sources						
Federal Grants	-	-	2,820.00	2,820.00	-	2,820.00
State Sources						
State Operating Grant	1,679,312.00	1,743,344.00	-	1,743,344.00	1,743,344.00	-
Other State Sources	14,170.00	891,159.40	(876,989.40)	14,170.00	14,170.00	-
Total State Sources	1,693,482.00	2,634,503.40	(876,989.40)	1,757,514.00	1,757,514.00	-
Local Sources						
Ad Valorem Tax	4,542,512.07	4,666,855.85	-	4,666,855.85	5,276,654.00	(609,798.15)
Motor Vehicle Tax	698,189.26	745,418.48	-	745,418.48	651,237.00	94,181.48
Recreational Vehicle	8,103.34	9,630.31	-	9,630.31	8,204.00	1,426.31
Delinquent Tax	151,564.99	139,429.01	-	139,429.01	22,139.00	117,290.01
In Lieu of Tax	2,604.20	3,028.89	-	3,028.89	-	3,028.89
Total Local Sources	5,402,973.86	5,564,362.54	-	5,564,362.54	5,958,234.00	(393,871.46)
Other Sources						
Interest Income	9,893.76	11,083.15	-	11,083.15	9,159.00	1,924.15
Miscellaneous	55,382.96	189,984.75	-	189,984.75	61,958.00	128,026.75
Total Other Sources	65,276.72	201,067.90	-	201,067.90	71,117.00	129,950.90
<b>TOTAL REVENUES</b>	<b>8,793,718.22</b>	<b>11,088,985.52</b>	<b>(805,093.08)</b>	<b>10,283,892.44</b>	<b>12,537,024.00</b>	<b>(2,253,131.56)</b>

**LABETTE COMMUNITY COLLEGE**

Parsons, Kansas

Schedule of Revenues, Expenditures, and Changes

in Unencumbered Cash - Budget and Actual

Current Funds - Unrestricted

General Fund (Regulatory Basis)

For the Year Ended June 30, 2021

(With Comparative Budget Basis Actual Amounts for the Year Ended June 30, 2020)

	Prior Year Budget Basis	Current Year				Variance Over (Under)
		Actual GAAP Basis	Adjustments Budget Basis	Actual Budget Basis	Budget	
<b>EXPENDITURES</b>						
Education and General						
Instruction	\$ 1,885,276.67	\$ 1,729,043.67	\$ -	\$ 1,729,043.67	\$ 2,893,950.00	\$ (1,164,906.33)
Academic Support	369,752.43	371,934.84	-	371,934.84	1,627,510.00	(1,255,575.16)
Student Services	1,213,328.79	1,186,802.05	-	1,186,802.05	2,440,402.00	(1,253,599.95)
Institutional Support	3,622,744.26	3,760,796.69	(1,003,472.42)	2,757,324.27	4,643,254.00	(1,885,929.73)
Operation and Maintenance	832,122.07	769,031.20	-	769,031.20	1,064,333.00	(295,301.80)
Scholarships and Awards	17,278.00	16,170.00	-	16,170.00	-	16,170.00
Debt Service						
Principal Payments	121,000.00	121,000.00	-	121,000.00	-	121,000.00
Interest Payments	-	-	-	-	-	-
Operating Transfers:						
Postsecondary Technical						
Education Fund	714,198.81	903,737.28	-	903,737.28	-	903,737.28
Auxiliary Enterprise Fund	8,281.99	69,787.96	-	69,787.96	-	69,787.96
Miscellaneous Grants Fund	10,343.96	14,363.28	-	14,363.28	17,278.00	(2,914.72)
Talent Search Grant Fund	-	-	-	-	-	-
<b>TOTAL EXPENDITURES</b>	<b>8,794,326.98</b>	<b>8,942,666.97</b>	<b>(1,003,472.42)</b>	<b>7,939,194.55</b>	<b>12,686,727.00</b>	<b>(4,747,532.45)</b>
Excess of Revenues Over (Under) Expenditures	(608.76)	2,146,318.55	198,379.34	2,344,697.89	(149,703.00)	2,494,400.89
Unencumbered Cash						
Beginning of Year	2,010,894.15	2,103,386.30	(93,100.91)	2,010,285.39	2,840,886.00	(830,600.61)
End of Year	\$ 2,010,285.39	\$ 4,249,704.85	\$ 105,278.43	\$ 4,354,983.28	\$ 2,691,183.00	\$ 1,663,800.28

**LABETTE COMMUNITY COLLEGE**

Parsons, Kansas

Schedule of Revenues, Expenditures, and Changes

in Unencumbered Cash - Budget and Actual

Current Funds - Unrestricted

Postsecondary Technical Education Fund (Regulatory Basis)

For the Year Ended June 30, 2021

(With Comparative Budget Basis Actual Amounts for the Year Ended June 30, 2020)

	Prior Year Budget Basis	Current Year				Variance Over (Under)
		Actual GAAP Basis	Adjustments Budget Basis	Actual Budget Basis	Budget	
<b>REVENUES</b>						
Student Tuition and Fees						
Tuition	\$ 653,469.00	\$ 791,637.09	\$ -	\$ 791,637.09	\$ 322,134.00	\$ 469,503.09
Student Fees	292,395.00	351,343.63	-	351,343.63	-	351,343.63
Federal Sources						
Federal Grants	70,392.49	166,174.28	-	166,174.28	64,673.00	101,501.28
State Sources						
State Operating Grant	1,133,003.00	1,153,072.00	-	1,153,072.00	1,153,072.00	-
Operating Transfers from General Fund	714,198.81	903,737.28	-	903,737.28	-	903,737.28
<b>TOTAL REVENUES</b>	<b>2,863,458.30</b>	<b>3,365,964.28</b>	<b>-</b>	<b>3,365,964.28</b>	<b>1,539,879.00</b>	<b>1,826,085.28</b>
<b>EXPENDITURES</b>						
Education and General						
Instruction	1,753,932.49	1,941,527.55	(3,942.04)	1,937,585.51	3,860,536.00	(1,922,950.49)
Academic Support	252,766.86	233,993.44	-	233,993.44	191,354.00	42,639.44
Student Services	132,454.79	115,984.20	-	115,984.20	-	115,984.20
Institutional Support	517,864.37	904,075.85	-	904,075.85	40,000.00	864,075.85
Operation and Maintenance	179,585.36	170,383.24	-	170,383.24	-	170,383.24
<b>TOTAL EXPENDITURES</b>	<b>2,836,603.87</b>	<b>3,365,964.28</b>	<b>(3,942.04)</b>	<b>3,362,022.24</b>	<b>4,091,890.00</b>	<b>(729,867.76)</b>
Excess of Revenues Over (Under) Expenditures	26,854.43	-	3,942.04	3,942.04	(2,552,011.00)	2,555,953.04
Unencumbered Cash Beginning of Year	32,845.23	-	59,699.66	59,699.66	-	59,699.66
End of Year	\$ 59,699.66	\$ -	\$ 63,641.70	\$ 63,641.70	\$ (2,552,011.00)	\$ 2,615,652.70

**LABETTE COMMUNITY COLLEGE**

Parsons, Kansas

Schedule of Revenues, Expenditures, and Changes  
in Unencumbered Cash - Budget and Actual

Current Funds - Unrestricted

Adult Education Fund (Regulatory Basis)

For the Year Ended June 30, 2021

(With Comparative Budget Basis Actual Amounts for the Year Ended June 30, 2020)

	Prior Year Budget Basis	Current Year				Variance Over (Under)
		Actual GAAP Basis	Adjustments Budget Basis	Actual Budget Basis	Budget	
<b>REVENUES</b>						
Local Sources						
Ad Valorem Tax	\$ 51,846.41	\$ 53,334.00	\$ -	\$ 53,334.00	\$ 60,293.00	\$ (6,959.00)
Motor Vehicle Tax	7,971.10	8,502.86	-	8,502.86	7,433.00	1,069.86
Recreational Vehicle	92.46	109.89	-	109.89	94.00	15.89
Delinquent Tax	1,731.22	1,591.08	-	1,591.08	252.00	1,339.08
In Lieu of Tax	29.70	34.57	-	34.57	-	34.57
Total Local Sources	61,670.89	63,572.40	-	63,572.40	68,072.00	(4,499.60)
<b>TOTAL REVENUES</b>	61,670.89	63,572.40	-	63,572.40	68,072.00	(4,499.60)
<b>EXPENDITURES</b>						
Education and General Instruction	48,182.00	48,182.00	-	48,182.00	86,970.00	(38,788.00)
<b>TOTAL EXPENDITURES</b>	48,182.00	48,182.00	-	48,182.00	86,970.00	(38,788.00)
Excess of Revenues Over (Under) Expenditures	13,488.89	15,390.40	-	15,390.40	(18,898.00)	34,288.40
Unencumbered Cash Beginning of Year	56,801.34	70,290.23	-	70,290.23	59,010.00	11,280.23
End of Year	\$ 70,290.23	\$ 85,680.63	\$ -	\$ 85,680.63	\$ 40,112.00	\$ 45,568.63

**LABETTE COMMUNITY COLLEGE**

Parsons, Kansas

Schedule of Revenues, Expenditures, and Changes

in Unencumbered Cash - Budget and Actual

Current Funds - Unrestricted

Auxiliary Enterprise Fund (Regulatory Basis)

For the Year Ended June 30, 2021

(With Comparative Budget Basis Actual Amounts for the Year Ended June 30, 2020)

	Prior Year Budget Basis	Current Year				Variance Over (Under)
		Actual GAAP Basis	Adjustments Budget Basis	Actual Budget Basis	Budget	
<b>REVENUES</b>						
Sales and Services of Auxiliary Enterprises Student Sources	\$ 109,060.98	\$ 104,639.28	\$ (131.11)	\$ 104,508.17	\$ 456,540.00	\$ (352,031.83)
Other Student Fees	-	-	-	-	-	-
Operating Transfers from General Fund	8,281.99	69,787.96	-	69,787.96	-	69,787.96
<b>TOTAL REVENUES</b>	<b>117,342.97</b>	<b>174,427.24</b>	<b>(131.11)</b>	<b>174,296.13</b>	<b>456,540.00</b>	<b>(282,243.87)</b>
<b>EXPENDITURES</b>						
Auxiliary Enterprise Salaries and Benefits	75,272.82	73,110.73	(2,561.61)	70,549.12	77,290.00	(6,740.88)
General Operating Expense	11,943.74	13,601.54	-	13,601.54	61,250.00	(47,648.46)
Supplies	15,826.34	11,447.34	-	11,447.34	20,000.00	(8,552.66)
Cost of Goods Sold	69,216.21	80,351.91	(1,653.78)	78,698.13	294,000.00	(215,301.87)
Equipment	-	-	-	-	4,000.00	(4,000.00)
<b>TOTAL EXPENDITURES</b>	<b>172,259.11</b>	<b>178,511.52</b>	<b>(4,215.39)</b>	<b>174,296.13</b>	<b>456,540.00</b>	<b>(282,243.87)</b>
Excess of Revenues Over (Under) Expenditures	(54,916.14)	(4,084.28)	4,084.28	-	-	-
Unencumbered Cash Beginning of Year	54,916.14	5,652.71	(5,652.71)	-	-	-
End of Year	\$ -	\$ 1,568.43	\$ (1,568.43)	\$ -	\$ -	\$ -



**LABETTE COMMUNITY COLLEGE**

Parsons, Kansas

Schedule of Revenues, Expenditures, and Changes  
in Unencumbered Cash - Budget and Actual

Plant Funds

Unexpended (Capital Outlay) Fund (Regulatory Basis)

For the Year Ended June 30, 2021

(With Comparative Budget Basis Actual Amounts for the Year Ended June 30, 2020)

	Prior Year Budget Basis	Current Year				Variance Over (Under)
		Actual GAAP Basis	Adjustments Budget Basis	Actual Budget Basis	Budget	
<b>REVENUES</b>						
Local Sources						
Donations	\$ 290,178.55	\$ 558,186.95	\$ -	\$ 558,186.95	\$ -	\$ 558,186.95
Operating Transfers from General Fund	-	-	-	-	600,000.00	(600,000.00)
<b>TOTAL REVENUES</b>	<b>290,178.55</b>	<b>558,186.95</b>	<b>-</b>	<b>558,186.95</b>	<b>600,000.00</b>	<b>(41,813.05)</b>
<b>EXPENDITURES</b>						
Plant, Equipment and Facility Capital Outlay	536,080.36	538,786.95	-	538,786.95	900,000.00	(361,213.05)
<b>TOTAL EXPENDITURES</b>	<b>536,080.36</b>	<b>538,786.95</b>	<b>-</b>	<b>538,786.95</b>	<b>900,000.00</b>	<b>(361,213.05)</b>
Excess of Revenues and Transfers Over (Under) Expenditures	(245,901.81)	19,400.00	-	19,400.00	(300,000.00)	319,400.00
Unencumbered Cash						
Beginning of Year	1,474,249.77	1,228,347.96	-	1,228,347.96	565,165.00	663,182.96
End of Year	\$ 1,228,347.96	\$ 1,247,747.96	\$ -	\$ 1,247,747.96	\$ 265,165.00	\$ 982,582.96

**LABETTE COMMUNITY COLLEGE**

Parsons, Kansas

## Schedule of Changes in Assets and Liabilities

All Agency Funds - Primary Institution

For the Year Ended June 30, 2021

ACCOUNT NAME	Primary Institution			BALANCE JUNE 30, 2021
	BALANCE JUNE 30, 2020	ADDITIONS	DEDUCTIONS	
<b>AGENCY FUND</b>				
School Projects Accounts				
Akccop	\$ 111.09	\$ -	\$ -	\$ 111.09
Athletic Director	3,596.28	12,984.80	12,675.00	3,906.08
Athletic Trainer	1.06	-	-	1.06
TEAS Tests	2,149.09	10,396.00	8,845.00	3,700.09
Community Band & Orchestra	1,974.44	13,000.00	14,574.44	400.00
Computer Purchases	224.57	-	-	224.57
Concessions	2,886.29	-	-	2,886.29
Continuing Education Works	3,866.00	4,357.00	4,143.00	4,080.00
Cookbook	144.57	-	-	144.57
Educational Support Staff	1,066.88	-	-	1,066.88
Financial Aid	8,428.90	4,980.00	150.00	13,258.90
Dental Fees	5,412.97	5,268.00	2,074.13	8,606.84
Gate Receipts	6,955.09	-	2,495.27	4,459.82
Library	7,679.17	3,999.57	4,897.44	6,781.30
Math Day	390.31	-	-	390.31
Nursing Academics	6,564.56	5,080.60	5,008.06	6,637.10
Professional Staff	591.19	248.05	83.71	755.53
Seminar Account	3,196.36	-	-	3,196.36
Theatre	329.99	-	-	329.99
Education To Go	960.95	874.00	726.00	1,108.95
Child Care Provider	1,312.06	-	706.66	605.40
Christmas Baskets	296.10	-	296.10	-
Food Bank	3,106.22	6,893.31	4,041.92	5,957.61
Scholarships	-	834,352.00	834,352.00	-
Total School Projects	61,244.14	902,433.33	895,068.73	68,608.74
Student Organization Accounts				
Baseball	4,244.18	20,714.00	22,342.78	2,615.40
Biology Clun	181.26	-	-	181.26
Business Admin Technology	90.00	60.00	-	150.00
Campus Activity	8,802.36	41,051.28	31,570.55	18,283.09
Cherokee Center Student Activity	500.00	-	168.15	331.85
Criminal Justice	979.93	-	-	979.93
Gay/Straight Alliance	86.66	-	3.18	83.48
Graphic Design	344.46	-	-	344.46
Men's Basketball	1,073.22	-	500.00	573.22
English Club	44.97	-	-	44.97
Music Club	921.84	-	-	921.84
Phi Theta Lambda	17,536.67	4,858.00	5,235.92	17,158.75
Phi Theta Kappa	5,905.38	7,754.00	4,831.65	8,827.73
Radiography Club	5,478.34	704.00	947.99	5,234.35
Respiratory Care	(162.09)	262.00	99.91	0.00
SGA	2,102.61	4,618.00	333.98	6,386.63

**LABETTE COMMUNITY COLLEGE**

Parsons, Kansas

## Schedule of Changes in Assets and Liabilities

All Agency Funds - Primary Institution

For the Year Ended June 30, 2021

ACCOUNT NAME	Primary Institution			BALANCE JUNE 30, 2021
	BALANCE JUNE 30, 2020	ADDITIONS	DEDUCTIONS	
AGENCY FUND (Continued)				
Student Organization Accounts (Continued)				
Skills USA	\$ -	\$ -	\$ -	\$ -
Spirit Squad	1,468.66	-	-	1,468.66
Student Ambassadors	-	-	-	-
Student Nurses	1,710.03	971.05	747.89	1,933.19
Volleyball	3,700.34	3,186.95	6,118.37	768.92
Women's Basketball	5,194.23	898.73	2,222.38	3,870.58
Women's Softball	440.00	16,086.03	14,644.33	1,881.70
Wrestling	6,025.86	5,662.29	7,052.71	4,635.44
Debate/Forensics	101.77	-	-	101.77
Radiography Fees and Testing	7,059.54	10,261.54	9,919.52	7,401.56
Kansas Regional PTK	-	-	-	-
Kansas Regional PTK Alumni	2,522.85	430.00	700.00	2,252.85
Sonography	317.65	100.00	100.00	317.65
Dental Assisting	-	33.17	33.17	-
Physical Therapist Assisting	14.76	-	-	14.76
Salute Veterans NHS	49.40	-	-	49.40
Student Veterans	1,999.13	-	-	1,999.13
Welding	750.00	1,583.46	678.00	1,655.46
Total Student Organizations	79,484.01	119,234.50	108,250.48	90,468.03
Total Agency Funds	\$ 140,728.15	\$ 1,021,667.83	\$ 1,003,319.21	\$ 159,076.77
Assets				
Cash and Investments	\$ 140,728.15	\$ 1,021,667.83	\$ 1,003,319.21	\$ 159,076.77
Total Assets	\$ 140,728.15	\$ 1,021,667.83	\$ 1,003,319.21	\$ 159,076.77
Liabilities				
Deposits Held For Others	\$ 140,728.15	\$ 1,021,667.83	\$ 1,003,319.21	\$ 159,076.77
Total Liabilities	\$ 140,728.15	\$ 1,021,667.83	\$ 1,003,319.21	\$ 159,076.77

**LABETTE COMMUNITY COLLEGE  
PARSONS, KANSAS**

**FEDERAL COMPLIANCE SECTION**

For the Year Ended June 30, 2021

EIN NUMBER: 48-0698218  
OPE ID NUMBER: 00193000  
DUNS NUMBER: 083119693

COMPLIANCE ATTESTATION EXAMINATION  
INCLUDING TITLE IV STUDENT FINANCIAL ASSISTANCE PROGRAMS

PARSONS, KANSAS

FEDERAL PELL GRANT PROGRAM (PELL) (84.063)  
FEDERAL SUPPLEMENTAL EDUCATIONAL OPPORTUNITY GRANTS (FSEOG) (84.007)  
FEDERAL WORK-STUDY PROGRAM (FWS) (84.033)  
FEDERAL DIRECT STUDENT LOANS (DIRECT LOAN) (84.268)  
EDUCATION STABILIZATION FUND (ESF) (84.425)

**AUDITOR INFORMATION SHEET**

**LABETTE COMMUNITY COLLEGE**

200 S. 14<sup>TH</sup> SREET  
PARSONS, KANSAS 67357

EIN NUMBER: 48-0698218  
OPE ID NUMBER: 00193000  
DUNS NUMBER: 083119693

TELEPHONE: (620) 421-6700  
FAX: (620) 421-0180

PRESIDENT: Dr. Mark Watkins  
CONTACT PERSON & TITLE: Leanna Doherty, Vice President of Finance and Operations

LEAD AUDITOR: Neil L. Phillips, CPA  
EMAIL ADDRESS: [nphillips@jgppa.com](mailto:nphillips@jgppa.com)  
LICENSE NUMBER & HOME STATE: 7549 KS  
FIRM'S NAME & ADDRESS: JARRED, GILMORE & PHILLIPS, PA  
Certified Public Accountants  
1815 S. Santa Fe  
P.O. Box 779  
Chanute, Kansas 66720  
FIRM'S FEDERAL ID NUMBER: 20-3906022  
TELEPHONE: (620) 431-6342  
FAX: (620) 431-0724

PROGRAMS EXAMINED:	PELL	84.063
	FSEOG	84.007
	FWS	84.033
	FDL	84.268
	ESF	84.425

For the Award Year that ended during the institution's fiscal year, the percentage of:

Correspondence or telecommunication courses to total courses	NONE
Regular students enrolled in correspondence courses	NONE
Regular students that are incarcerated	NONE
Regular students enrolled based on ability to benefit	NONE
For short term programs—	
Completion	N/A
Placement	N/A

The campuses/locations considered as part of this entity and covered or excluded by this examination are:

ALL LOCATIONS	> 50% OF PROGRAM OFFERED @ SITE	LOCATION ON ELIGIBILITY LETTER	NOTICE TO ED PRIOR TO OFFERING INSTRUCTION	DATE OPENED	DATE CLOSED	DATE OF CPA'S LAST VISIT	EXCLUSION REASON
Parsons	Yes	Yes	Yes	1966	N/A	2021	N/A
Pittsburg	Yes	Yes	Yes	2008	N/A	2021	N/A

Institution's Primary Accrediting Organization: North Central Association of Colleges and Schools

The College does not use a servicer.

Records for the accounting and administration of the SFA Programs are located at:

LABETTE COMMUNITY COLLEGE  
 200 S. 14<sup>TH</sup> STREET  
 PARSONS, KANSAS 67357

For Close-Out Examination only: N/A

**LABETTE COMMUNITY COLLEGE**  
Parsons, Kansas  
Schedule of Expenditures of Federal Awards  
For the Year Ended June 30, 2021

FEDERAL GRANTOR/ PASS THROUGH GRANTOR/ PROGRAM TITLE	FEDERAL CFDA NUMBER	PASS-THROUGH GRANTOR'S NUMBER	PASSED THROUGH TO SUBRECIPIENTS	EXPENDITURES
<b>U.S. DEPARTMENT OF EDUCATION</b>				
Direct Programs:				
Student Financial Aid Cluster				
Federal Supplemental Education				
Opportunity Grants	84.007	N/A	\$ -	\$ 40,000.00
Federal Direct Loan Program	84.268	N/A (1)	-	762,439.00
Federal Work-Study Program	84.033	N/A	-	40,000.00
Federal Pell Grant Program	84.063	N/A	-	1,758,506.00
Federal Pell Grant Program - Admin	84.063	N/A	-	2,160.00
		Total 84.063	-	1,760,666.00
Total Student Financial Aid Cluster			-	2,603,105.00
TRIO Cluster				
TRIO - Student Support Services	84.042(a)	N/A	-	275,153.27
TRIO - Talent Search	84.044(a)	N/A	-	335,868.81
Total TRIO Cluster			-	611,022.08
Passed through the Kansas Board of Regents:				
Carl Perkins Vocational Education Grants:				
Post Secondary Improvements	84.048	2021 Carl Perkins	-	166,174.28
Direct Programs:				
Education Stabilization Fund - Institutional	84.425F	N/A	-	2,026,965.15
Education Stabilization Fund - Student	84.425E	N/A	-	370,370.00
		Total 84.425	-	2,397,335.15
Total U.S. Department of Education			-	5,777,636.51
<b>U.S. DEPARTMENT OF THE TREASURY</b>				
Passed through Labette County, Kansas:				
Coronavirus Relief Fund	21.019	Not Assigned	-	35,851.04
Passed through Cherokee County, Kansas:				
Coronavirus Relief Fund	21.019	Not Assigned	-	55,475.81
Passed through the Kansas Department of Agriculture				
Coronavirus Relief Fund	21.019	Not Assigned	-	2,500.00
Passed through the Kansas Board of Regents:				
Coronavirus Relief Fund	21.019	Not Assigned	-	367,769.11
		Total 21.019	-	461,595.96
Total U.S. Department of the Treasury			-	461,595.96
FEDERAL ASSISTANCE TOTALS			\$ -	\$ 6,239,232.47

## NOTE A:

This schedule has been prepared in accordance with accounting principles generally accepted in the United States of America. Revenues are recorded when earned. Expenditures are recorded when goods or services are received.

## NOTE B:

Labette Community College has not elected to use the 10% de minimis cost rate.

(1) These are subsidized and unsubsidized loans to students and parents at the College and are not included in the College's revenues and expenditures.

**JARRED, GILMORE & PHILLIPS, PA**  
CERTIFIED PUBLIC ACCOUNTANTS

**INDEPENDENT AUDITORS' REPORT ON INTERNAL CONTROL OVER  
FINANCIAL REPORTING AND ON COMPLIANCE AND OTHER MATTERS BASED  
ON AN AUDIT OF FINANCIAL STATEMENTS PERFORMED IN ACCORDANCE WITH  
GOVERNMENT AUDITING STANDARDS**

Board of Trustees  
Labette Community College  
Parsons, Kansas

We have audited, in accordance with the auditing standards generally accepted in the United States of America and the standards applicable to financial audits contained in *Government Auditing Standards* issued by the Comptroller General of the United States, the financial statements of the Labette Community College, as of and for the year ended June 30, 2021, and the related notes to the financial statements, which collectively comprise the Labette Community College's basic financial statements and have issued our report thereon dated January 4, 2022.

**Internal Control over Financial Reporting**

In planning and performing our audit of the financial statements, we considered the Labette Community College's internal control over financial reporting (internal control) as a basis for designing audit procedures that are appropriate in the circumstances for the purpose of expressing our opinions on the financial statements, but not for the purpose of expressing an opinion on the effectiveness of the Labette Community College's internal control. Accordingly, we do not express an opinion on the effectiveness of the Labette Community College's internal control.

A *deficiency in internal control* exists when the design or operation of a control does not allow management or employees, in the normal course of performing their assigned functions, to prevent, or detect and correct, misstatements on a timely basis. A *material weakness* is a deficiency, or a combination of deficiencies, in internal control, such that there is a reasonable possibility that a material misstatement of the College's financial statements will not be prevented, or detected and corrected, on a timely basis. A *significant deficiency* is a deficiency, or a combination of deficiencies, in internal control that is less severe than a material weakness, yet important enough to merit attention by those charged with governance.

Our consideration of internal control was for the limited purpose described in the first paragraph of this section and was not designed to identify all deficiencies in internal control that might be material weaknesses or significant deficiencies. Given these limitations, during our audit we did not identify any deficiencies in internal control that we consider to be material weaknesses. However, material weaknesses may exist that have not been identified.

**Compliance and Other Matters**

As part of obtaining reasonable assurance about whether the Labette Community College's financial statements are free from material misstatement, we performed tests of its compliance with certain provisions of laws, regulations, contracts, and grant agreements, noncompliance with which could have a direct and material effect on the financial statements. However, providing an opinion on compliance with those provisions was not an objective of our audit, and accordingly, we do not express such an opinion. The results of our tests disclosed no instances of noncompliance or other matters that are required to be reported under *Government Auditing Standards*.



**Purpose of this Report**

The purpose of this report is solely to describe the scope of our testing of internal control and compliance and the results of that testing, and not to provide an opinion on the effectiveness of the College's internal control or on compliance. This report is an integral part of an audit performed in accordance with *Government Auditing Standards* in considering the College's internal control and compliance. Accordingly, this communication is not suitable for any other purpose.



JARRED, GILMORE & PHILLIPS, PA  
Certified Public Accountants

Chanute, Kansas  
January 4, 2022

**JARRED, GILMORE & PHILLIPS, PA**  
CERTIFIED PUBLIC ACCOUNTANTS

**INDEPENDENT AUDITORS' REPORT ON COMPLIANCE FOR EACH  
MAJOR PROGRAM AND ON INTERNAL CONTROL OVER COMPLIANCE  
REQUIRED BY THE UNIFORM GUIDANCE**

Board of Trustees  
Labette Community College  
Parsons, Kansas

**Report on Compliance for Each Major Federal Program**

We have audited the Labette Community College's compliance with the types of compliance requirements described in the OMB Compliance Supplement that could have a direct and material effect on each of the Labette Community College's major federal programs for the year ended June 30, 2021. Labette Community College's major federal programs are identified in the summary of auditor's results section of the accompanying schedule of findings and questioned costs.

***Management's Responsibility***

Management is responsible for compliance with federal statutes, regulations, and the terms and conditions of its federal awards applicable to its federal programs.

***Auditors' Responsibility***

Our responsibility is to express an opinion on compliance for each of the Labette Community College's major federal programs based on our audit of the types of compliance requirements referred to above. We conducted our audit of compliance in accordance with auditing standards generally accepted in the United States of America; the standards applicable to financial audits contained in *Government Auditing Standards*, issued by the Comptroller General of the United States; and the audit requirements of Title 2 U.S. *Code of Federal Regulations Part 200, Uniform Administrative Requirements, Cost Principles, and Audit Requirements for Federal Awards* (Uniform Guidance). Those standards and the Uniform Guidance require that we plan and perform the audit to obtain reasonable assurance about whether noncompliance with the types of compliance requirements referred to above that could have a direct and material effect on a major federal program occurred. An audit includes examining, on a test basis, evidence about the Labette Community College's compliance with those requirements and performing such other procedures as we considered necessary in the circumstances.

We believe that our audit provides a reasonable basis for our opinion on compliance for each major federal program. However, our audit does not provide a legal determination of the Labette Community College's compliance.

**Basis for Qualified Opinion on the Student Financial Assistance Programs Cluster**

As described in the accompanying schedule of findings and questioned costs, Labette Community College did not comply with requirements regarding the Student Financial Assistance Programs Cluster as described in finding numbers 2021-001 for Special Tests and Provisions. Compliance with such requirements is necessary, in our opinion, for Labette Community College to comply with the requirements applicable to that program.

**Qualified Opinion on the Student Financial Assistance Programs Cluster**

In our opinion, except for the noncompliance described in the Basis for Qualified Opinion paragraph, Labette Community College complied, in all material respects, with the types of compliance requirements referred to above that could have a direct and material effect on the Student Financial Assistance Programs Cluster for the year ended June 30, 2021.

### **Unmodified Opinion on Each of the Other Major Federal Programs**

In our opinion, Labette Community College complied, in all material respects, with the types of compliance requirements referred to above that could have a direct and material effect on each of its other major federal programs identified in the summary of auditor's results section of the accompanying schedule of findings and questioned costs for the year ended June 30, 2021.

### **Other Matters**

Labette Community College's response to the noncompliance findings identified in our audit is described in the accompanying Corrective Action Plan. Labette Community College's response was not subjected to the auditing procedures applied in the audit of compliance and, accordingly, we express no opinion on the response.

### **Report on Internal Control over Compliance**

Management of the Labette Community College, is responsible for establishing and maintaining effective internal control over compliance with the types of compliance requirements referred to above. In planning and performing our audit of compliance, we considered the Labette Community College's internal control over compliance with the types of requirements that could have a direct and material effect on each major federal program to determine the auditing procedures that are appropriate in the circumstances for the purpose of expressing an opinion on compliance for each major federal program and to test and report on internal control over compliance in accordance with the Uniform Guidance, but not for the purpose of expressing an opinion on the effectiveness of internal control over compliance. Accordingly, we do not express an opinion on the effectiveness of the Labette Community College's internal control over compliance.

*A deficiency in internal control over compliance* exists when the design or operation of a control over compliance does not allow management or employees, in the normal course of performing their assigned functions, to prevent, or detect and correct, noncompliance with a type of compliance requirement of a federal program on a timely basis. *A material weakness in internal control over compliance* is a deficiency, or a combination of deficiencies, in internal control over compliance, such that there is a reasonable possibility that material noncompliance with a type of compliance requirement of a federal program will not be prevented, or detected and corrected, on a timely basis. *A significant deficiency in internal control over compliance* is a deficiency, or a combination of deficiencies, in internal control over compliance with a type of compliance requirement of a federal program that is less severe than a material weakness in internal control over compliance, yet important enough to merit attention by those charged with governance.

Our consideration of internal control over compliance was for the limited purpose described in the first paragraph of this section and was not designed to identify all deficiencies in internal control over compliance that might be material weaknesses or significant deficiencies. We did not identify any deficiencies in internal control over compliance that we consider to be material weaknesses. However, material weaknesses may exist that have not been identified.

The purpose of this report on internal control over compliance is solely to describe the scope of our testing of internal control over compliance and the results of that testing based on the requirements of the Uniform Guidance. Accordingly, this report is not suitable for any other purpose.



JARRED, GILMORE & PHILLIPS, PA  
Certified Public Accountants

Chanute, Kansas  
January 4, 2022

**LABETTE COMMUNITY COLLEGE**  
Parsons, Kansas

Schedule of Findings and Questioned Costs  
For the Year Ended June 30, 2021

**I. SUMMARY OF AUDITORS' RESULTS**

**Financial Statements:**

The auditors' report expresses an unmodified opinion on the basic financial statements of Labette Community College.

**Internal Control over Financial Reporting:**

Material weakness(es) identified?	_____	Yes	_____	X	No
Significant deficiency(ies) identified?	_____	Yes	_____	X	None Reported
Noncompliance or other matters required to be reported under <i>Government Auditing Standards</i>	_____	Yes	_____	X	No

**Federal Awards:**

Internal control over major programs:					
Material weakness(es) identified?	_____	X	Yes	_____	No
Significant deficiency(ies) identified?	_____	Yes	_____	X	None Reported

The auditors' report on compliance for the major federal award programs for Labette Community College expresses an qualified opinion.

Any audit findings disclosed that are required to be reported in accordance with Uniform Guidance?   X   Yes        No

Identification of major programs:

**U.S. DEPARTMENT OF EDUCATION**

- Student Financial Aid Cluster
  - Federal Pell Grant Program – CFDA No. 84.063
  - Federal Supplemental Educational Opportunity Grant – CFDA No. 84.007
  - Federal Work-Study Program – CFDA No. 84.033
  - Federal Direct Student Loan Program – CFDA No. 84.268
  - Education Stabilization Fund – CFDA No. 84.425

The threshold for distinguishing Types A and B programs was \$750,000.00.

Auditee qualified as a low risk auditee?        Yes   X   No

**II. FINANCIAL STATEMENT FINDINGS**

NONE

**LABETTE COMMUNITY COLLEGE**

Parsons, Kansas

Schedule of Findings and Questioned Costs  
For the Year Ended June 30, 2021

**III. FEDERAL AWARD FINDINGS AND QUESTIONED COSTS**

**Finding: 2021-001** – Special Tests and Provisions - Verification

*Information of Federal Program:*

Student Financial Aid Cluster

Federal Pell Grant Program – CFDA No. 84.063

Federal Direct Student Loans – CFDA No. 84.268

Federal Supplemental Educational Opportunity Grant – CFDA No. 84.007

Federal Work-Study Program – CFDA No. 84.033

*Criteria:*

Written policies and procedures are required to be established that incorporate the provisions of 34 CFR sections 668.51 through 668.61 for verifying applicant information. The College shall require each applicant whose application is selected by the central processor, based on edits specified by ED, to verify the information specified in 34 CFR section 668.56.

*Condition:*

During our testing of the verification process, it was noted that Labette Community College's internal controls over verification broke down in the time of employee turnover. Six (6) of forty (40) files tested, documentation was obtained, but changes to the ISIR did not match documentation on file.

*Effect:*

The deficiencies in the design and operation of the internal controls in this area could result in the improper awarding of financial aid.

*Cause:*

The College did not have proper training procedures in place that allowed for the verification of all files identified by the central processor.

*Recommendation:*

Policies and procedures should be written to provide additional training and oversight of new staff hired. We recommend the College establish an oversight process for new employees that includes additional controls necessary until staff are fully trained in the area of verification.

*Views of responsible officials and planned corrective action:*

See the Corrective Action Plan on page 49-50 of the current year audit

**LABETTE COMMUNITY COLLEGE**  
Parsons, Kansas

Schedule of Resolution of Prior Year's Audit Findings and Questioned Costs  
For the Year Ended June 30, 2021

---

**None**

January 4, 2022

Cognizant or Oversight Agency for Audit

Labette Community College respectfully submits the following corrective action plan for the year ended June 30, 2021.

Name and address of independent public accounting firm: Jarred, Gilmore & Phillips, PA, P.O. Box 779, 1815 S Santa Fe, Chanute, Kansas 66720.

Audit period: Year ended June 30, 2021.

The findings from the January 4, 2022 schedule of findings and questioned costs are discussed below. The findings are numbered consistently with the numbers assigned in the schedule.

**Finding: 2021-001 – Special Tests and Provisions - Verification**

During our testing of the verification process, it was noted that Labette Community College's internal controls over verification broke down in the time of employee turnover. Six (6) of forty (40) files tested, documentation was obtained, but changes to the ISIR did not match documentation on file.

*Recommendation:* Policies and procedures should be written to provide additional training and oversight of new staff hired. We recommend the College establish an oversight process for new employees that includes additional controls necessary until staff are fully trained in the area of verification.

*Views of responsible officials and planned corrective action:*

Since year end, college has reviewed and updated the 21-22 Financial Aid Policy and Procedure manual to clarify the verification processes and what is needed for documentation for the student's file.

Verification process was evaluated and a Verification Checklist was developed to verify the FAFSA data elements required for students selected for verification by the Department of Education. The checklist will allow for review of any changes made by the original verification reviewer for the final (Second Verification). All files will be reviewed twice the file is signed as verified by both parties. This will ensure all changes are made and corrections are made to the ISIR filed with the Department of Education and stored in the PowerFaid's System, which will be used for awarding Federal Financial Aid.

The New Verification Checklist also includes the # in household and # in college. If on the verification worksheet(s) the # in household or # in college is different than what was reported, if there is reason to doubt the information or if conflicting information exists the student/parent will be required to submit the Household Form to verify and validate the correct information.

Professional Development Plan developed for all financial aid staff for verifying files which will include review of AVG guide and FSA Volume 1 for each new award year. FSA e-Training webinars such as verification learning track, the FSA Fundamentals Basic Training for New Staff and FSA Fundamentals Learning Series will also be required for all new and existing employees.

If the Oversight Agency for Audit has questions regarding this plan, please call Leanna Doherty, Vice President of Finance and Operations, at (620) 820-1231.

Sincerely,

*Labette Community College*

Labette Community College